

Summer 2014

PITT DENTAL MEDICINE

**BUILDING
TOMORROW'S
INNOVATION IN
DENTAL MEDICINE:**

Constructing Our New
Research Tower and
Looking at Our Past



IN THIS ISSUE




TECHNOLOGY
Advanced 3-D technology applied to dental medicine diagnosis and treatment



LEADERS
School of Dental Medicine alumni in leadership roles



CELEBRATION
14th Annual Dean's Scholarship Ball celebrates alumni distinction and student achievement



ON THE COVER: Architectural plans and renderings, such as the one on this issue's cover, have guided the construction of the new research tower adjacent to the School of Dental Medicine. In this issue we share the first actual photos of the exterior of the building as it nears completion.

3	Message from the Dean
4	Building the Pursuit of Progress in Advanced Research and Treatment
8	Expert Skills, Emerging Technologies
14	14th Annual Spring Research Symposium
16	Message from the Dental Alumni Association
17	Dental Hygiene 50th Anniversary Celebration
18	T.F. Bowser Memorial Lecture
20	White Coat Ceremony
21	Alumni in Leadership Roles
22	Winter Academy 2014 Review
24	Homecoming 2014
26	14th Annual Dean's Scholarship Ball
33	Faculty News
36	Give Kids a Smile Day
37	Student News
42	Diploma Ceremony 2014
44	Events Calendar

PITT DENTAL MEDICINE

Summer 2014
Volume 12, Number 2

Dean
Thomas W. Braun
Editor
James Rosendale

Dental Alumni Association
President
Jean O'Donnell
Vice President, Dental Affairs
Matthew Karski
Vice President, Dental Hygiene
Susan Ban
Secretary
Michael Korch
Alumni Affairs Director
Nancy Poe

School of Dental Medicine
Office of Alumni Affairs and Development
Salk Hall, Suite 440
3501 Terrace Street
Pittsburgh PA 15261
www.dental.pitt.edu

Pitt Dental Medicine is published semiannually by the Office of the Dean as a service to alumni, students, and friends. Its purpose is to facilitate communication among alumni, students, and friends of the School of Dental Medicine. This publication does not hold itself responsible for opinions, theories, and criticisms herein contained.

The University of Pittsburgh is an affirmative action, equal opportunity institution. Published in cooperation with the Department of Communications Services. DCS95371-0714

PRINTER TO INSERT FSC

FROM THE DEAN



THOMAS W. BRAUN

The University of Pittsburgh School of Dental Medicine is rising to a previously unachieved level.

The Salk Pavilion research tower will open in 2015. This new state-of-the-art facility will be shared with the Pitt School of Pharmacy. The two top floors will be dedicated to the Center for Craniofacial Research under the direction of Dr. Charles Sfeir. This center is exploring hard and soft tissue biology in ways directly applicable to dental medicine. The research tower will be directly connected to Salk Hall

through a common atrium, which will serve as a lounge and meeting area with a small coffee shop. This atrium has been funded in large part by individual donors and alumni. Two corporate donors, Giant Eagle Pharmacy and Nobel Biocare, have provided large gifts that are serving as the platform for it. The collaborative effort with the School of Pharmacy, guided by the University of Pittsburgh Health Sciences development office, will result in research potential for the future.

This edition of *Pitt Dental Medicine* also provides insight into how the School of Dental Medicine is using cutting-edge technology on the clinical and research fronts. Three-dimensional printing has been described in prior *Pitt Dental Medicine* articles as it relates to hard tissue biology. This issue will discuss three-dimensional imaging and technology as they apply to diagnosis with cone beam computed tomography scans, treatment as it relates to complex implant reconstruction, guidance as it relates to orthognathic surgery and orthodontics, and prosthodontics as it is enhanced by computer-designed and -manufactured prosthetics. We are very fortunate at the School of Dental Medicine to have individuals with specific interests in all of these areas who are willing and able to share this knowledge with students and residents alike.

This edition also will describe the ongoing activities that have characterized the continual rise in prominence of the School of Dental Medicine. I hope you will take time to read and enjoy each of the articles. Of special note is that we have developed a new partnership with the Department of Communications Services and this issue of *Pitt Dental Medicine* is the first demonstration of that.

Sincerely,

THOMAS W. BRAUN (DMD '73, PHD '77)
PROFESSOR AND DEAN,
UNIVERSITY OF PITTSBURGH
SCHOOL OF DENTAL MEDICINE

BUILDING THE PURSUIT OF PROGRESS IN ADVANCED RESEARCH AND TREATMENT

BY AMY WHIPPLE

Bill Steinhauser's dark dress shoes are muted with construction dust. He stands on the platform that will become a bridge walkway between Salk Hall and the new Salk Pavilion research tower and atrium.

"This is my favorite view," says Steinhauser, who is director of facilities and operations at the School of Dental Medicine. At the moment, it's not much. Thick plastic sheets rustle on the windows behind him, and stacks of boxed construction materials clutter the platform.

Across the opening that will become the atrium, there are now men in hard hats scuttling across the site. Soon, though, there will be students, faculty, and patients using the space for meetings, enjoying coffee from the new coffee shop, and engaging in conversation at the various tables. Instead of a matrix of exposed steel beams, the view will be of walls painted in Pitt's vibrant blue and gold, displays that



THE NEWLY COMPLETED SALK HALL ANNEX, SHOWN IN THE FOREGROUND OF THIS 1967 PHOTO, PROVIDED MUCH NEEDED SPACE FOR THE SCHOOL'S PATIENT CARE CLINIC. BEHIND THE ANNEX IS SALK HALL, FORMERLY THE PITTSBURGH MUNICIPAL HOSPITAL.

thank prominent donors who made the space possible, floor-to-ceiling windows, and skylights overhead. Nobel Biocare USA will be acknowledged on the Million Dollar Donor plaque located in the atrium. Other significant donors for the atrium include Dr. James Egnot (DMD '77) and Mrs. Barbara Egnot (DH '75), Dr. Thomas W. Braun (DMD '73, PhD '77), and Dr. Virgil St. Clair (DDS '51).

And that's just the entrance—the beginning, if you will.

A HISTORY OF ACHIEVEMENT

The history of the University of Pittsburgh School of Dental Medicine is a history of achievement and constant growth.

When the Pittsburgh Dental College (the predecessor to the School of Dental Medicine) opened in 1896, it occupied two floors of the McNally Building on Penn Avenue in downtown Pittsburgh. The college didn't have a dime to its brand-new name; it charged its faculty members \$50 each in order to fund the school's charter and initial catalog. In *75 Years of Dentistry, University of Pittsburgh: A History of the School of Dental Medicine*, written by Pitt's Dr. Isaac Sissman in 1971, Dr. Stewart L. McCurdy, a founding member of the school, recalls that the space was "equipped by contractors entirely upon faith," a situation a little less likely to happen today.



ARCHITECT'S AERIAL RENDERING OF THE RESEARCH TOWER, SOON TO BE COMPLETED ADJACENT TO SALK HALL

In 1896, the United States was home to 50 dental schools; in Pennsylvania, however, none existed west of Philadelphia. It shouldn't have been a surprise, then, that the Pittsburgh Dental College grew quickly. The building alone would have been enough to attract attention with its state-of-the-art elevators, steam heat, electric lights, and piped gases. Though the college was affiliated with, but not directly connected to, the Western University of Pennsylvania, (the predecessor to Pitt) it adhered to the University's coeducational standards and admitted its first female student in 1898.

It didn't take long for two floors to become four, and then a need arose for a larger building altogether. The college moved into its second home in 1902 and its third in 1905, when it became the University of Pittsburgh School of Dentistry. In 1907, the University purchased 43 acres of land in the Oakland neighborhood of Pittsburgh to create a more unified campus. Along with that purchase and a name change to the University of Pittsburgh was a promise of more space for the school, which moved up onto the

hill with the other medical buildings in 1912. In 1923, the school was the largest dental school in the world with 883 students; by 1925 (according to a 1971 newspaper article), the dental school was entering its prime. The first Pitt master's degree in dentistry was awarded in 1935—progressively earned by a female student.

In 1961, the school's new home began with the renovation of Salk Hall (a scant six years after the building's namesake and his team developed the polio vaccine right in those very halls). When the Doctor of Dental Medicine degree replaced the Doctor of Dental Surgery degree in 1967, the school officially became the School of Dental Medicine.

But just because you recognize both the name and location, don't be fooled into thinking that the school has been stagnant for the last 50 years. The addition of the dental annex and adjacent clinics has led to advances in both clinical practice and research.

The next logical step, then, is Salk Pavilion, with almost 50,000 square feet, 23,000

of which are allotted for research space for the School of Dental Medicine (similar space is allotted for the Pitt School of Pharmacy). The building's exterior is a mix of dark gray zinc and stone tiles imported from Germany; interior decorative details are being kept under lock and key until closer to the building's unveiling.

Steinhauser is leading a small tour through the yet unfinished space. The construction workers' iPods, each playing a different song, make bids for attention with each turn of a corner as men start power tools, climb scaffolding to paint walls, and rattle carts of materials through the hallways. The halls and rooms, which, in some cases, are discernible as to their future use, hold numerous stacks of materials and the occasional open bag of compound mix.

Ordering materials on such a large scale was an extraordinary effort, Steinhauser says, as was laying out the steel beams for the building's skeleton. Steel production delays and bad weather hindered the project for a time, though Steinhauser is certain that occupancy of the completed building will begin by the end of the year.

Every floor has designated space for 125-square-foot offices, restrooms, a 16-person kitchen area, and conference rooms that range from traditional to high tech—the largest seating 40. Laboratories will have individual cold rooms, and each floor will share space for sterilization and glass washing as well as a glass manifold. The building will be wired with emergency power circuits so as to protect the numerous electrical components.

Most spectacularly, the corner conference rooms feature floor-to-ceiling windows that overlook Oakland with a teasing view

(continued on page 6)



PITTSBURGH DENTAL COLLEGE, CIRCA 1896



SALK PAVILION, SHOWN DURING CONSTRUCTION (LEFT) AND WITH A VIEW OF THE NEWLY COMPLETED EXTERIOR (RIGHT), WILL OPEN IN 2015 TO RESEARCH AND MIXED USE AND WILL INCLUDE A COFFEE SHOP AND MEETING ROOMS.

of the Monongahela River—a view that is nothing if not inspirational and certain to jostle the creative part of the scientific research process.

RESEARCH THEN AND NOW

When you look at the state of the school's research program today, it's hard to imagine the scrambling efforts of Pitt's Dr. H. Edmund Friesell in the wake of a visit from Dr. William J. Gies and the release of his subsequent study of dental education in the United States and Canada (see sidebar). But it was his efforts that directly led to the work of Pitt's first star dental researcher, Dr. Gerald J. Cox, who probably would be right at home in—and wildly proud of—the school in 2014.

Since 2011, the school has ranked in the top 10 for National Institute of Dental

and Craniofacial Research funding. In 2012–13, dental school faculty members brought in \$9 million in total funding. Research activity accounts for 31,000 square feet of current space in Salk Hall and the Bridgeside Point II building on Second Avenue, across the Monongahela River from Pittsburgh's South Side.

Dental research at the School of Dental Medicine is as deep and varied as other types of research are throughout the University itself. The school's larger centers for research operate on the forefront of dental and other technologies. Self-contained research includes studies on dental public health, periodontal disease, oral cancer, pharmacology and pain control, dental anesthesiology, implantology, pediatric dentistry, and dentistry for immunosuppressed patients.

In an effort focused close to home, the Center for Oral Health Research in Appalachia seeks to identify the genes, microbes, behaviors, and family and community circumstances that keep Appalachia mired in the largest number of oral health problems per capita in the country.

Much like the Department of Research itself was the first of its kind, so is the contemporary Dental Registry and DNA Repository, which collects DNA samples along with anonymous dental records to further additional genetics research. The Center for Craniofacial and Dental Genetics takes another step forward and investigates craniofacial and dental disorders via gene mapping and identification as well as assessing patient medical histories for behavioral and epidemiological factors.

Another interdisciplinary effort is the Center for Craniofacial Regeneration—soon to be housed in Salk Pavilion—which works toward advances in engineering tissue for treatments for wounds and defects of the face and skull, both functional and cosmetic. These projects also include work done in tissue regeneration and biomaterial development.

“The School of Dental Medicine is moving forward with the research that ensures uniformity, consistency, reliability, reproducibility, quality, and integrity.”

— CHARLES SFEIR, DDS, PHD
ASSOCIATE PROFESSOR

The School of Dental Medicine has come a long way since its first 113 students embarked on their dental journey in the McNally Building. As Salk Pavilion progresses in its construction and opens in the coming months, the research done there will carry on Pitt's long tradition of academic rigor and best practices by its students, faculty, staff, and dental professionals at large. And the past 118 years will be only the beginning for the innovative future of dental medicine. ●

BOLD MOVES

The dental school's storied prime era, said by a 1971 newspaper article to have started in 1925, perhaps truly began in 1920, when courses of study became full-fledged departments. In 1922, a researcher from Columbia University, Dr. William J. Gies, visited the school as part of a comprehensive report on the status of dental education across the United States and Canada, a landmark study published in 1926.



DR. H. EDMUND FRIESELL

Dental education in the 1920s was inconsistent at best; the study asked schools to raise their standards in all areas, including research. At the time, Pitt's dental school had only one active research study. Gies' visit shook up the program, and Dr. H. Edmund Friesell, then dean of the school, arranged for Pitt's Mellon Institute of Industrial Research to pair its fellows with dental faculty members. Thus began research on dental caries, human saliva, bacteria, pulp therapy, dentures, and the use of fluoride to repair mottled enamel in rats.



DR. GERALD J. COX

In 1939, Dr. Gerald J. Cox would make the suggestion to add fluoride to drinking water to aid in the betterment of children's teeth. In 1948, he would chair the school's newly created Department of Research—the first independent research department at any dental school in the country—and almost immediately secure National Institutes of Health funding.

Another bold move on the part of the school was the introduction of the dental hygiene program in 1962 with the help of the W.K. Kellogg and Ford foundations.

At the time, there were only 14 dental hygiene schools in the country. Although that is no longer the case today, Pitt's program remains the only such program in Pennsylvania linked to an accredited dental school and affiliated with a medical center (as the school is with UPMC).

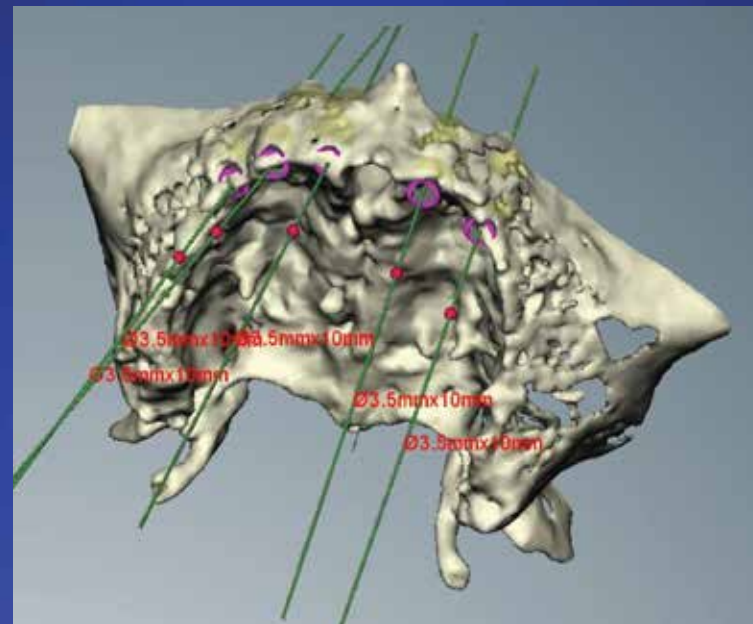
Not too much later, in 1965, the school dedicated five chairs to the treatment of children with disabilities. Over the years, this offshoot morphed into the Center for Patients with Special Needs. It now has space dedicated to both children and adults, with six treatment rooms and two private treatment areas alongside its own reception, waiting, and recovery rooms. As part of the Salk Pavilion construction, the center will receive a stand-alone entrance to better serve the needs of its patients. ●

EXPERT SKILLS, EMERGING TECHNOLOGIES

BY CHRISS SWANEY AND CINDY GILL

For many people, a visit to a dental practice involves a simple routine in a familiar office setting. It typically consists of a checkup to ensure proper oral hygiene and dental health. Sometimes, it may require caries removal, repairing a chipped tooth, or even applying a bridge or crown. But what most Americans don't realize is that, behind the scenes, a technological revolution is under way that is transforming the future of dental medicine and practice.

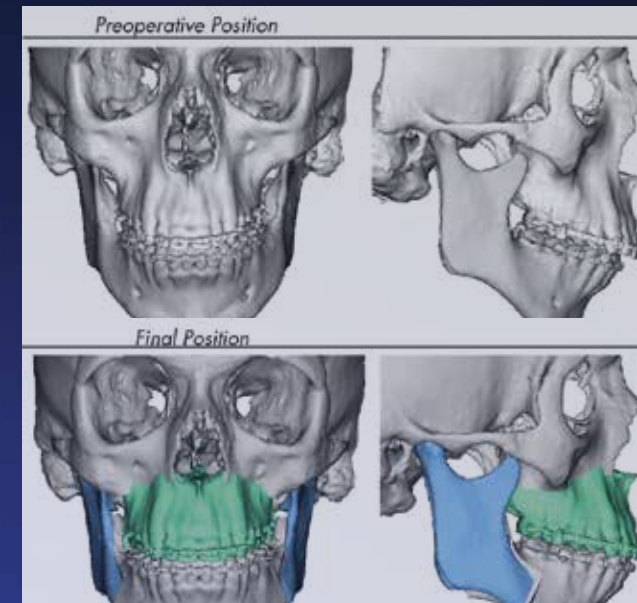
During the past several decades, digital imaging techniques combined with computer-aided design systems have been used increasingly to improve outcomes in patient care. Today, advanced digital scans of a patient's own oral anatomy can provide a bio-template for more customized dental care. Potentially, this enables repair using, for instance, a perfectly fitted composite tooth that is manufactured on the spot in an office setting. Such technology also has been extended to orthopaedic facial tools like braces. But these examples are only the beginning of what will be possible as progressive digital technologies and new-era manufacturing processes emerge to improve and customize patient care outcomes.



USING 3-D IMAGE EDITING SOFTWARE, 3-D SCANS OF A PATIENT ARE MANIPULATED TO PLAN PRECISE INSERTION OF MAXILLARY IMPLANTS.

The University of Pittsburgh School of Dental Medicine is leading the way in this dynamic new realm of translational research with clinical applications while also educating and training the next generation of top-tier clinicians and researchers in dental discovery and practice.

The school's faculty and students have embraced the pursuit of superior options for patient care by both developing and applying an array of advanced digital tools, especially three-dimensional technologies, which enable dental medicine professionals to construct virtual models and then manufacture biocompatible products to address patients' needs in dental practice, orthodontics, prosthetics, and oral and maxillofacial surgery.



PREOPERATIVE AND POSTOPERATIVE (FINAL POSITION) 3-D VIRTUAL PLANNING FOR A PATIENT'S ORTHOGNATHIC SURGERY.

"Adopting these advances is about finding ways to improve the patient's experience," says Dr. Bernard J. Costello III, professor and residency program director in the Department of Oral and Maxillofacial Surgery. Dr. Costello—who also is chief of pediatric oral and maxillofacial surgery at Children's Hospital of Pittsburgh of UPMC—applies novel approaches to his work, including the application of bone tissue engineering and regenerative medicine techniques. He has, for instance, developed synthetic bone to help rebuild damaged facial anatomy.

Surgeons in the school's Department of Oral and Maxillofacial Surgery routinely incorporate advanced digital imaging and modeling technology in their research and surgical practice. Among the tools they use are cone beam computed tomography (CBCT) for image capture, computer programs that provide surgical guides and allow for virtual navigation and digital maps in surgical planning, and 3-D model manufacturing.

CBCT, for instance, has been used for about two decades to create 3-D images of hard tissue in patients. A specialized rotating CBCT scanner rapidly acquires hundreds of distinct images of a patient's oral and facial anatomy. These images are then combined to enable a surgeon to evaluate, for example, the strength and thickness of a patient's jawbone and to identify any areas of concern or potential weakness prior to surgery. These images can be manipulated using computer software to create repair plans for damaged teeth, bone, or tissue. This technology has advanced patient care in areas such as

the treatment of impacted teeth; the fitting and insertion of implants; and the need to gauge a patient's oral anatomy in addressing issues in reconstructive surgery due to growth discrepancies, trauma, or tumors.

Related tools used by dental school faculty members include digital intra-operative navigation systems, which use GPS technology so that surgeons can "map" the precise and complex features of a patient's oral or facial anatomy. This detailed anatomical map can then help surgeons to envision the treatment approach virtually, before the actual operation, and computer-aided tracking technology helps to guide a surgeon's movements during the operation.

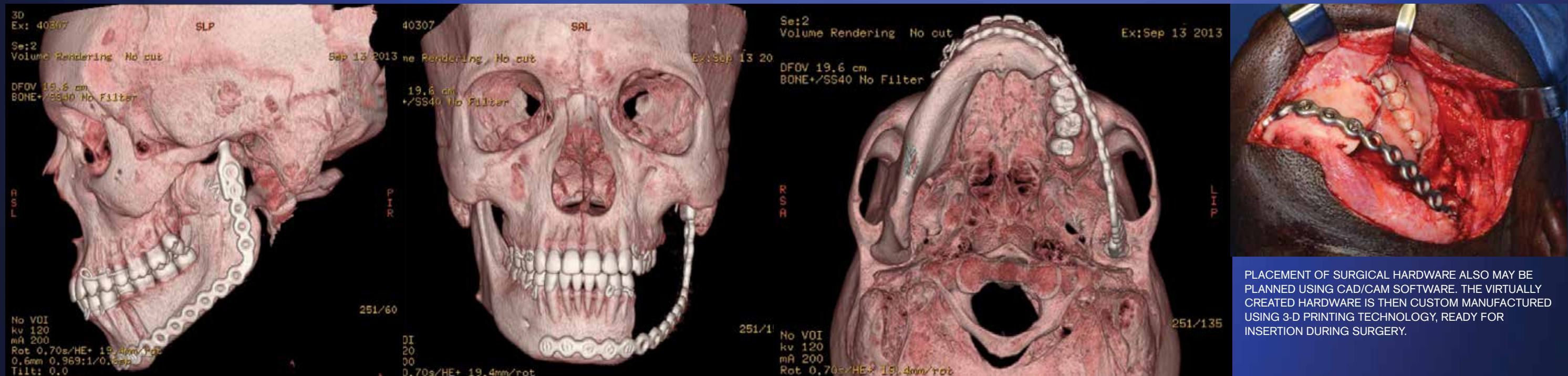
"This 3-D imaging and mapping helps us to plan and perform surgeries," says Dr. Richard E. Bauer III (DMD '07, MD '11), an assistant professor in the Department of Oral and Maxillofacial Surgery. "We are using this new technology to improve care for our patients and to give our students and residents the latest tools to augment their future professional goals." Dr. Bauer's areas of expertise include dental implants, corrective jaw surgery, and wisdom tooth removal.

Even more remarkably, a new-generation manufacturing technology, known as 3-D printing, now enables faculty and students to build biocompatible replacement structures to repair damaged oral and facial anatomy. The technology combines advanced digital imaging capabilities with computer-aided design to create a virtual blueprint that then is used to custom build any part—tooth, bone, or implant—from scratch using selected composite materials.

The 3-D printer employs a robotic arm-like tool to construct successive layers of powdered material from metal, plastic, new composites, and even biomaterials. The construction is guided by a digital blueprint created on a computer from imaging scans that are enhanced or modified to suit the application. Each layer is then formed successively by solidifying the powder using heat, usually from a laser. The part or product is built one layer at a time, which allows for nano-scale precision and detail. In traditional machining, a solid material like metal or plastic is modified by cutting away or drilling into a block of the material to shape the product. In additive manufacturing, the desired form emerges layer by layer.

(continued on page 10)

FEATURE STORY



PLACEMENT OF SURGICAL HARDWARE ALSO MAY BE PLANNED USING CAD/CAM SOFTWARE. THE VIRTUALLY CREATED HARDWARE IS THEN CUSTOM MANUFACTURED USING 3-D PRINTING TECHNOLOGY, READY FOR INSERTION DURING SURGERY.

Until recently, the primary option for replacing a damaged jawbone would be to use a mass-produced metal bar or plate available in several sizes. Surgeons would acquire the off-the-shelf plate before surgery based on the general size needed and bend it to the correct size and shape during surgery. Now, however, 3-D printing enables dental medicine professionals to create implants, bone, and facial anatomy specifically for an individual patient based on his or her own precise anatomy. Instead of a mass-produced part, 3-D manufacturing enables the customized creation of a single part built specifically for a precise application.

This ability to custom manufacture an individual part or product is especially useful for facial reconstructive surgeries. Pitt's Dr. Juan Taboas, an assistant professor in the Department of Oral Biology, explains that facial anatomy is far more difficult to reconstruct from off-the-shelf products. "Every face is uniquely different. It's not the same as a knee or hip replacement, where it's possible to get a premanufactured plate or joint component that's the closest fit for a patient. With 3-D printing, a surgeon is able to create a model form that is precisely made to fit the contours of a specific patient's face," says Dr. Taboas, who has expertise in biomechanical engineering. His research focuses on skeletal and craniofacial tissue regeneration therapies involving engineered cellular microenvironment studies.

"The quality of what we are getting and what we are creating has greatly improved," says Dr. Mark W. Ochs (DMD '82), professor and chair of the Department of Oral and Maxillofacial Surgery at Pitt, in reference to the advances that both 3-D imaging and printing have contributed to the field of oral and maxillofacial surgery so far.

Dr. Thomas Braun (DMD '73, PhD '77), professor of oral and maxillofacial surgery, has a 15 year history of work with 3-D imaging and CAD/CAM modeling of total temporomandibular joint replacement prostheses. Following a CT scan, which is reconstructed in three dimensions, a plastic model is made of the patient's own skull and face. On this model is then fabricated an artificial metallic condyle and ramus and an artificial mandibular fossa. This procedure is performed to replace traumatically injured or severely diseased and dysfunctional temporomandibular joints.

At Pitt's School of Dental Medicine, Dr. Ochs and his colleagues are using 3-D technologies—including imaging, GPS navigational tools, surgical planning capabilities, and "print" construction—to create custom-manufactured implants involving bone grafts and bone reconstruction for use in surgery. The implant process is complex and requires integration of new bone with the patient's own existing bony structure.

Dr. Ochs uses both temporary and permanent bone replacements that are 3-D manufactured based on the virtual patient models he creates. This eliminates the need for modifying premade bone plates or titanium mesh cribs to replace bone during surgery. Because the operation is preplanned virtually, the custom-measured plates may be "printed" or crafted in metal before the surgery begins, typically reducing surgical time by nearly 25 percent.

Pitt's School of Dental Medicine is one of the leading schools in the nation applying an array of 3-D technologies in these novel ways to the realm of implants, in which the emphasis is on merging the virtual world's treatment plan with the real world's physical surgery.

Similar 3-D technology strategies are being applied by Pitt's oral and maxillofacial surgeons to remove bony tumors, which can be particularly difficult to adequately resect. Digital imaging is used to obtain precise scans and biopsy data, which then serve as the basis for the development of an anatomical virtual model. Temporary structures are customized to fit the "model" space and are used to replace a resected jawbone until a permanent model implant, customized to the individual patient, is manufactured and inserted.

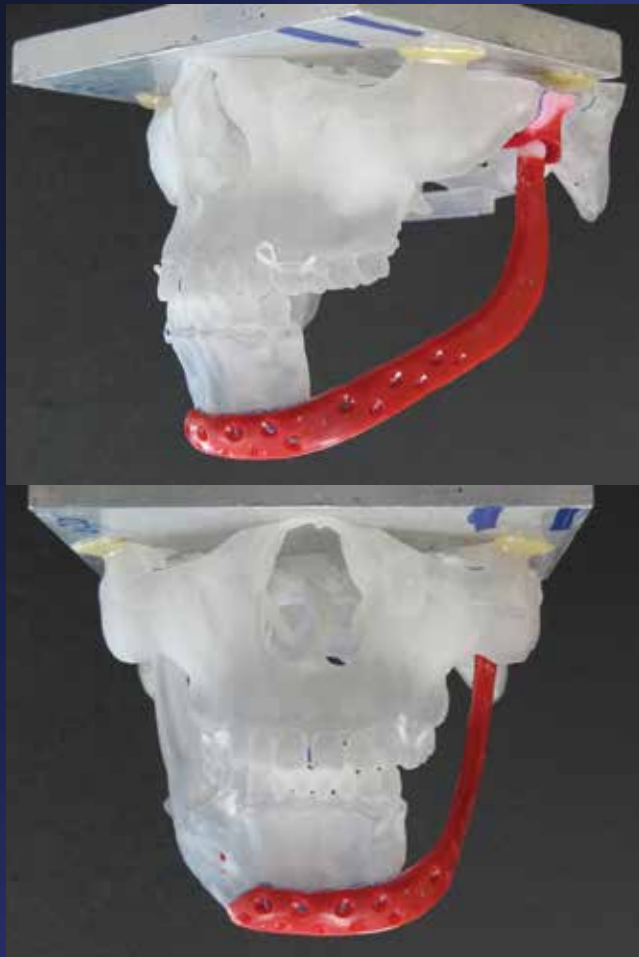
Orthognathic, or jaw, surgeries also now benefit from these advanced techniques when a malformed jaw must be precisely repositioned without harming the nerves of the head and neck. Precise surgical planning uses computer-aided 3-D tools such as highly accurate, customized cutting jigs, which guide the surgeon's osteotomies to avoid nerves and tooth roots.

"Patients," says Dr. Ochs, "are the ultimate beneficiaries of these technologies."

Such advances are particularly important when it comes to treating children and adults with mental and physical challenges, such as those who seek out the services of the school's Center for Patients with Special Needs. The center applies these cutting-edge technologies to the unique requirements of these more complex cases.

Beyond simply using and adapting these advanced technologies, the school's faculty and students also conduct innovative research to develop 3-D tools. One significant strength of the School of Dental Medicine is the collaborative work being done by its faculty members, like Dr. Taboas, with the McGowan Institute

(continued on page 12)



AFTER DEVELOPING CAD/CAM SURGICAL PLANS FOR RESECTION OF A LARGE AND DESTRUCTIVE AMELOBLASTOMA OF THE LEFT MANDIBLE, 3-D MODELS MAY BE CREATED FROM DIGITAL IMAGES TO ENSURE THAT THE VIRTUALLY PLANNED SURGERY IS APPROPRIATE. POST-OPERATIVE X-RAYS CONFIRM THE PLACEMENT OF MANDIBULAR HARDWARE IN A PATIENT AFTER USING 3-D MODELS AS PART OF THE VIRTUALLY CREATED SURGICAL PLAN.

for Regenerative Medicine at Pitt and UPMC as well as Pitt's Swanson School of Engineering and its Department of Bioengineering to advance principles of tissue and bone growth, bone replacement strategies, and biocompatible materials development.

Dr. Charles Sfeir, associate dean for research and associate professor of oral biology at the School of Dental Medicine and director of the school's Center for Craniofacial Regeneration, has developed a calcium phosphate putty to repair bone damage.

Most available bone putties have been shown to crack during some phases of bone reconstruction and subsequent growth. But Dr. Sfeir's putty, developed with resorbable calcium phosphate, resists cracking. More remarkably, this material not only can be used as a classical bone putty but also can be manufactured, as needed, using a 3-D printer.

Faculty members, including Dr. Ochs and Dr. Bauer, have worked with a Colorado-based company, Medical Modeling/3-D Imaging Inc., to develop and create novel cutting jigs used in maxillofacial reconstructive surgery to position bone cuts. These precision osteotomies are determined prior to surgery as the surgical plan is developed in the virtual environment. The jigs allow surgeons to place bone cuts in "safe" locations that won't damage surrounding tissue or structures. These advanced technologies help to ensure an experience that is custom designed to be safe and more efficient for patients.

The school's work with 3-D technologies also is essential to creating the nation's next generation of innovative researchers, care practitioners, and educators in dental medicine. The School of Dental Medicine is not only doing work that is revolutionizing the patient experience but also is expertly preparing the dental medicine leaders of tomorrow.

"We train our students to understand the importance of using solid dental training along with these emerging new technologies," says Dr. Herbert L. Ray Jr., director of the school's Endodontics Program. "It is important for our students to realize that we do not just use this technology because it's new or cool; we use it to complement our work."

The school's students are involved in many aspects of emerging 3-D technologies. For instance, third-year students use an imaging and modeling system known as CEREC, or Chairside Economical Restoration of Esthetic Ceramics, which also is increasingly being used in dental practice office settings. This is the technology that uses 3-D scans from an individual patient to repair or replace damaged teeth by creating a perfectly fitted composite restoration or tooth crown—manufactured on the spot in the office—which then can be inserted that same day. The dental students are exposed to and can use virtual planning when they rotate within and treat their own patients in the Multidisciplinary Implant Center.



"I've always believed that dentistry is the science of altruism," says Dr. Janel Marcelino (DMD '12), a second-year resident in the Endodontics Program, about her profession's role in using technology responsibly to improve the lives of others. For her, the 3-D technologies that are integral to the school's work ultimately help dentists and dental medicine professionals to better serve their patients.

When integrated with all of the other departments, centers, and programs doing innovative research and practice in Pitt's School of Dental Medicine, the future of 3-D technology is truly a new arena with vast potential for beneficial discoveries. But the fundamental purpose of dental medicine remains clear: "What we need to remember is all that this technology does is help us better determine what course of treatment is most appropriate for the patient. There will never be any replacement for the human component—compassion, skills, and accuracy of the dental professional," says Dr. Bauer. ●

CEREC Technology in the Classroom



DR. THOMAS KUNKEL, RECIPIENT OF THE 2014 FACULTY TECHNOLOGY ADOPTION AWARD, DIGITALLY CONSTRUCTS A CROWN USING ONE OF THE SIRONA CEREC UNITS IN THE SCHOOL'S DEPARTMENT OF PROSTHODONTICS.

Dr. Thomas Kunkel (DMD '85) is keenly interested in introducing his students to emerging technology. It is that pioneering technological spirit that has catapulted him into becoming an expert in using the CEREC system at Pitt's School of Dental Medicine.

This time-saving computer-based system, developed about 30 years ago, allows clinicians to efficiently image, virtually construct, and immediately mill a crown for a patient.

Dr. Kunkel, an assistant professor in the Department of Prosthodontics at the School of Dental Medicine, notes that the system is composed of two parts: the CEREC digital acquisition center and a milling unit.

Shortly after receiving 10 CEREC units from Sirona Systems, prosthodontic department faculty members were trained in this technology so that they could, in turn, instruct students on how to use the system. During class meetings, students practice on typodonts and one another to take digital images of teeth with the oral camera (the CEREC Bluecam).

After the images of the tooth preparations are scanned, the restoration is virtually designed using CEREC's proprietary software. The newly designed crown is then digitally sent to the milling unit, where the final restoration is fabricated. Placement of the newly milled crown follows. With a few exceptions, these steps take place directly at the point of treatment in a single appointment.

Current third-year students, members of the Class of 2015, were the first students at Pitt's School of Dental Medicine to be trained on CEREC. The results were successful enough that the training class is now included in the curriculum and students may use this technology to help fulfill their requirements for fixed prosthodontic procedures. For the 2014–15 academic year, the course will be offered to students beginning in their second year.

"We see this technology as a way to augment all the skills essential in educating our students for their future careers in the exciting field of dental medicine," says Dr. Kunkel. ●

14TH ANNUAL SPRING RESEARCH SYMPOSIUM

Several notable speakers presided over the 14th Annual Research Symposium at the School of Dental Medicine on Wednesday, May 14, 2014. Dean Thomas Braun and Dr. Charles Sfeir, associate dean for research, spoke about the rich and diverse high-quality research being done at the dental school. Integrated clinical and basic science research provides students and residents with a rich, stimulating environment in which to pursue research of the highest scientific quality that is relevant to the practice of dentistry and the craniomaxillofacial field.

“Our researchers are recognized worldwide in the areas of craniofacial and dental genetics, craniofacial regeneration, dental informatics, clinical and translational science, and public health and epidemiology.” — DR. THOMAS BRAUN



DR. GREGG GILBERT, KEYNOTE SPEAKER

The symposium’s keynote speaker was Dr. Gregg Gilbert, professor in and chair of the Department of Clinical and Community Sciences at the University of Alabama at Birmingham School of Dentistry. His research interests are in the field of oral health clinical research, including practice-based research, oral

epidemiology, and dental behavioral sciences research. He spoke about the National Dental Practice Based Research Network, which generates and supports opportunities for dental clinicians to be involved in research that addresses real-world clinical concerns. Funding for the network is provided by the National Institute of Dental and Craniofacial Research, part of the National Institutes of Health.

Always a well-attended event, the School of Dental Medicine Spring Research Symposium also provided an opportunity for several Pitt dental researchers to share their recent work. Each presenter highlighted the clinical applications and value that his or her laboratory work will have for dental practitioners.

Dr. William Chung spoke about irreversibly damaged temporomandibular joint (TMJ) meniscus repair and replacement, examining the effectiveness of an extracellular matrix device.

He currently is exploring a porcine model, considered to be the “gold standard” preclinical model for TMJ research. Dr. Herbert Ray offered insight into regenerative endodontic therapy, considered one of the most appealing areas of craniofacial research. His presentation supported clinically effective therapies for the revitalization of endodontically affected teeth. Dr. Adriana Vieira continued on the topic of endodontic treatment with a presentation on the assessment of comparative endodontic instrumentation techniques in pediatric patients. Her findings state that the use of rotary instrumentation in pediatric dentistry is feasible and saves time in root canal preparation. Dr. Alexandre Vieira presented evidence supporting a correlation between asthma and caries, which his lab and several other groups have previously demonstrated. His research is concerned with how best to elicit the patient’s perspective on treatment and interactions between researchers and patients. Dr. Elizabeth Bilodeau spoke on the importance of advanced diagnostic testing and the increasing importance in the practice of pathology diagnoses. Specifically, she presented on how these techniques are improving prognostication and guiding treatments for clear cell odontogenic carcinomas and salivary clear cell carcinomas, which have considerable morphological overlap, making distinguishing between them difficult.



MR. GREGG SENCAK ACCEPTS THE AMERICAN DENTAL ASSOCIATION/DENTSPLY STUDENT CLINICIAN PROGRAM AWARD FROM DR. ALEXANDRE VIEIRA (LEFT) AND MR. KEITH HARPER (RIGHT) REPRESENTING DENTSPLY.

The event closed with a focus on student research and featured a presentation by Mr. Matthew Pham, president of the School of Dental Medicine chapter of the American Association for Dental Research National Student Research Group. Student research awards were presented following the symposium (see listing on page 15). ●

2014 STUDENT RESEARCH AWARD WINNERS

MR. GREG SENCAK received the AMERICAN DENTAL ASSOCIATION/DENTSPLY STUDENT CLINICIAN PROGRAM AWARD for outstanding clinical or basic science research by a first-, second-, or third-year dental student. He will attend the American Dental Association annual session to compete in the national competition.

MR. MATTHEW PHAM was presented with a TRAVEL AWARD to compete at the national HINMAN STUDENT RESEARCH SYMPOSIUM at the University of Tennessee College of Dentistry in Memphis.

MS. MICHELLE WANG received the AMERICAN ASSOCIATION FOR DENTAL RESEARCH PITTSBURGH SECTION AWARD for outstanding clinical or basic science research by a dental student.

The three recipients of the O. JACK PENHALL AWARD, which recognizes outstanding clinical science research by a dental student, are MS. ANGELA RENTSCHLER, first place; MR. NICHOLAS SHIREY, second place; and DR. THOMAS BAKER, third place.

Each year, AMERICAN STUDENT DENTAL ASSOCIATION AWARDS are presented to three students for outstanding clinical or basic science research. This year’s recipients are DR. RORY LOCK, first place; MS. MEGHAN BASTIN, second place; and MS. MANDANA SHAYA, third place.

DR. RORY LOCK received the GERALD ORNER AWARD, given to an outstanding fourth-year student researcher who is likely to succeed in postgraduate academic dentistry.

DR. SHAHARYAR FIZA received the QUINTESSENCE AWARD FOR RESEARCH ACHIEVEMENT, presented to a fourth-year student for individual research achievements. ●



MR. MATTHEW PHAM, PRESIDENT OF THE SCHOOL OF DENTAL MEDICINE CHAPTER OF THE AMERICAN ASSOCIATION FOR DENTAL RESEARCH NATIONAL STUDENT RESEARCH GROUP, ADDRESSES ATTENDEES.



PICTURED FROM LEFT TO RIGHT ARE MR. RICHARD HANSEN, DR. THOMAS KUNKEL, AND DR. HEIKO SPALLEK.

DR. THOMAS KUNKEL RECEIVES 2014 FACULTY TECHNOLOGY ADOPTION AWARD

It is a pleasure to announce the recipient of the 2014 University of Pittsburgh School of Dental Medicine Faculty Technology Adoption Award, made possible by support from Dell. This annual award recognizes outstanding and innovative use of instructional technology to improve the learning outcomes of our students.

The purpose of the award is to:

- recognize efforts by individual faculty members to adopt technology in their teaching,
- make the adoption of instructional technology more visible, and
- contribute to discussions about what constitutes efficient and effective use of technology for teaching.

Mr. Richard Hansen, an account executive with Dell, joined Dr. Heiko Spallek, associate dean of faculty affairs, to present this year’s award to Dr. Thomas Kunkel (DMD ’85).

Dr. Kunkel was selected for the award for his dedication to advancing CEREC technology in the Department of Prosthodontics (see sidebar on page 13).

The 2013 award was presented to Dr. Ali Seyedain. ●

MESSAGE FROM THE DENTAL ALUMNI ASSOCIATION PRESIDENT

DEAR ALUMNI,

Welcome to the summer edition of *Pitt Dental Medicine* magazine. This is a nostalgic time of year as we celebrate graduations and remember the end of our own time at school and the beginning of our careers. Once again, we welcomed our newest alumni this spring as they, too, graduated and joined the dental profession.

I would like to take this opportunity to thank our outgoing board members—Dr. Julie Chetlin (DMD '93), Dr. Terry Griffin (DMD '95), and Dr. Margaret “Maggie” Gurtner (DMD '90)—for their service. We also welcome Drs. Griffin and Gurtner as life members of the board in appreciation of their service to the Dental Alumni Association (DAA).

DAA is excited to welcome three new board members: Dr. Nick Mangini (DMD

'10), Dr. Mara Friedman Mangini (DMD '11), and Dr. Lya Sharpley (DMD '13). The Board of Directors represents a wide range of ages and interests to better serve you. Nick and Mara Mangini were instrumental in starting the Pitt Dental Young Alumni Facebook page as a resource and networking tool and would like to plan a few events for young alumni.

Along with graduation, there are many events that provide us with an opportunity to see each other again. Many of these events are described in this edition, and future events are noted on the calendar. In May, we celebrated new scholarship recipients and honored Distinguished Alumni Award recipients at the Dean's Scholarship Ball (see page 26). This year, a new community service opportunity was added to our calendar. Working together with the Western Pennsylvania Conservancy, volunteers representing many School of Dental Medicine

constituencies planted a garden at the corner of Beechwood Boulevard and Hazelwood Avenue. The event was a great opportunity to spend the morning outdoors, give back to the community, work together, and talk with fellow alumni and students (see page 23). It would be wonderful to see you at the next community service event.

I hope you will stay in touch; I enjoy hearing from you. Please let me know if you have any ideas for how DAA may better serve you.

I look forward to the coming months and gathering together at various alumni events.



DR. JEAN O'DONNELL (DMD '90)
PRESIDENT, DENTAL ALUMNI ASSOCIATION
ASSOCIATE DEAN OF ACADEMIC AFFAIRS

MESSAGE FROM THE DENTAL ALUMNI ASSOCIATION VICE PRESIDENT

GREETINGS, DENTAL HYGIENE ALUMNI,

Our 50th anniversary celebration was a great success! We kicked off the weekend with a reception in Salk Hall on Friday, May 2, that featured tours of the simulation lab, the Center for Patients with Special Needs, and the pediatric and dental hygiene clinics. Guests enjoyed wine and appetizers while reconnecting with other alumni. Participants viewed a retrospective presentation by Angie Riccelli (DH '74), director of the Dental Hygiene Program. All were encouraged to become “guardians for the future” of the School of Dental Medicine Dental Hygiene Program.

On Saturday, May 3, more than 100 alumni attended continuing education courses presented by School of Dental Medicine faculty members Dr. Elizabeth Bilodeau and Dr. Matthew Cooke and alumnus Jane Durocher Jones (DH '77). Following the courses, members of the Class of 2014 presented their table clinics.

The highlight of the weekend was a dinner celebration at the University Club. Former faculty; distinguished alumni; Ms. Madeline Dudas (DH '64), a member of the first dental hygiene graduating class; and former program director Dr. Warren Clark (DMD '66) were recognized. Everyone enjoyed the evening and responded positively to the events of the weekend celebration.

The 50th anniversary committee—Ms. Angie Riccelli, Ms. Patty McGinley, Ms. Joanne Nicoll, and Ms. Louise Platt—and I would like to thank everyone for their participation in our milestone celebration!



MS. SUSAN BAN (DH '80)
VICE PRESIDENT, DENTAL HYGIENE,
DENTAL ALUMNI ASSOCIATION



Like us on Facebook

- University of Pittsburgh School of Dental Medicine Alumni Association
- Pitt Dental Hygiene Alumni
- Pitt Dental Young Alumni

50TH ANNIVERSARY CELEBRATION OF THE DENTAL HYGIENE PROGRAM



PICTURED FROM LEFT TO RIGHT ARE MS. ANGELINA RICCELLI (DH '74), DENTAL HYGIENE PROGRAM DIRECTOR, MS. VIRGINIA MCKOWN, FIRST CLINIC SUPERVISOR, AND MS. MADELINE DUDAS (DH '64), MEMBER OF THE FIRST GRADUATING CLASS OF THE DENTAL HYGIENE PROGRAM.



1970–79 GRADUATES: FRONT ROW, FROM LEFT TO RIGHT, ARE MS. MICHELE SWEENEY (DH '74), MS. KATHLEEN DRUSCHEL (DH '79), MS. ANGELINA RICCELLI (DH '74), MS. LINDA RANDALL (DH '74), MS. CINDY BRUMBAUGH (DH '73), MS. JUDITH GALLAGHER (DH '72), AND MS. JUDITH RANALLO (DH '76).

MIDDLE ROW, FROM LEFT TO RIGHT, ARE MS. LINDA HALUSIC (DH '78), MS. MAUREEN CONNER (DH '79), MS. ANGIE RINCHUSE (DH '75), MS. MARY ELSENHEIMER (DH '79), MS. JANE BARRETT (DH '74), MS. MARY KAY HUESDASH (DH '74), MS. BARBARA EGNOT (DH '75), MS. DIANE MASILUNAS (DH '76), MS. PAMELA SUTTON (DH '75), AND MS. TERESA WINDLE (DH '75).

BACK ROW, FROM LEFT TO RIGHT, ARE MS. KATHLEEN KULINSKI (DH '79), MS. TERESA BAUER (DH '79), MS. CYNTHIA WITTMAN (DH '74), DR. JOAN WALLISCH (DH '79), MS. JANINE MUIR (DH '79), DR. JEAN MALINIC (DH '72), AND MS. CONNIE BIRD (DH '76).



PICTURED FROM LEFT TO RIGHT AT THE SATURDAY MORNING CONTINUING EDUCATION COURSE ARE MS. LINDSEY SLAGLE (DH '05), MS. PILAR GONZALEZ (DH '12), AND DR. SNJEZANA J. BAGIC (DH '08, DMD '10).



SEATED FROM LEFT TO RIGHT ARE MS. BARBARA EGNOT (DH '75), MS. DIANE MASILUNAS (DH '76), MS. PAMELA SUTTON (DH '75), MS. JUDITH RANALLO (DH '76), AND DR. JOANNE NICOLL (DH '67), AND STANDING IS MS. SUSAN BAN (DH '80).



SATURDAY EVENING DINNER AT THE UNIVERSITY CLUB

T.F. BOWSER MEMORIAL LECTURE

“STREET DRUGS EXPOSED: WHAT YOUR PATIENTS AND YOUR KIDS ARE NOT TELLING YOU”

The 20th Annual T.F. Bowser Memorial Lecture was held this year on Saturday, April 12. Dr. Harold L. Crossley, DDS, MS, PhD, presented a well-received talk about understanding street drugs to more than 400 attendees. The talk examined recreational drug use in order to help dental care providers to identify and manage patients who may be abusing drugs. Attendees of the lecture learned about the signs and recognizable characteristics of adolescent and adult substance abuse of certain prescription and illicit drugs, medications that should be avoided for the suspected drug-abusing patient, and how to identify oral signs of drug use.

Dr. Crossley is professor emeritus at the University of Maryland School of Dentistry. He received his Bachelor of Science degree in pharmacy and his Master of Science and doctoral degrees in pharmacology from the University of Rhode Island. His DDS was awarded by the University of Maryland School of Dentistry. With experience as a consultant for the U.S. Drug Enforcement Administration and other law enforcement agencies, Dr. Crossley is uniquely positioned to advise dental medicine teams about providing dental care to patients who may be regular users of or experimenting with mood-altering drugs. He is nationally and internationally recognized as an expert on street drugs and chemical dependency as well as the clinical pharmacology of dental drugs.

The T.F. Bowser Memorial Lecture Series was established in 1995 by Dr. Ellsworth T. Bowser (DDS '60) to honor his father, Dr. Theodore F. Bowser (DDS '24). The series has featured notable speakers on a variety of topics and is the School of Dental Medicine Center for Continuing Education's most well-respected and well-attended continuing education event.



GUEST PRESENTER DR. HAROLD CROSSLEY AND DR. JOSEPH AMBROSINO, DIRECTOR OF THE CONTINUING EDUCATION PROGRAM AT THE SCHOOL OF DENTAL MEDICINE

For a complete list of continuing education (CE) courses offered by the School of Dental Medicine, including online and off-campus courses, please visit the school's Web site at www.dental.pitt.edu/cc.

Most CE courses meet in the Edward J. Forrest Continuing Education Center, 2148 Salk Hall, 3501 Terrace Street, Pittsburgh, PA 15261. Please visit the Web site for on- and off-site location details.

For more informations or to register for a CE course, please contact Ms. Diane Fleishman at 412-648-8370. ●

SCHOOL OF DENTAL MEDICINE FALL CONTINUING EDUCATION COURSES

Friday, September 26, 2014
A Review of Radiologic Procedures
for the Dental Professional: DEP Recommendations
Jill Beach, RDH, MS
Marie George, RDH, MS

Friday, October 3, 2014
Restoration of Complex Denture, Fixed,
and Implant Patients: Pitfalls to Avoid
Carl Driscoll, DMD

Friday, October 10, 2014
The Phantom of the Operatory: An Overview
and Update in Pharmacology for Dental Professionals
Thomas Viola, RPh, CCP

Friday, October 17, 2014
An Introduction to Rotary Molar Endodontics:
A Hands-on Simulation Patient Experience
Marin Mandradjjeff, DMD, MEd
Herbert Ray, DMD

Friday, October 24, 2014 (Pitt homecoming weekend)
Concise, Up-to-Date Information on Treating Patients
with Cardiovascular Disease—Plus Treating Yourself
to a Healthier Life
James Lichon, RPh, DDS, CLM

Friday, October 31, 2014
Current Concepts in Clinical Geriatrics for the Dental Team
Stephen Shuman, DDS, MS
Peg Simonson, RDH, BS

Friday, November 14, 2014
Infection Control Is Not Optional: Dental Practitioners
Need to Be Involved (morning session)
Open Wide: Let's Look Inside (afternoon session)
Louis DePaola, DDS, MS

Friday, December 5, 2014
Modern Material Science and Technology:
Using Products to Enhance Restorative Success
Sabiha Bunek, DDS

Saturday, December 6, 2014
Anesthesia Permit Renewal, Part 1:
Update of Local Anesthetics and Analgesics
Matthew Cooke, DDS, MD, MPH

Friday, December 12, 2014
Local Anesthesia Review for Dental Hygienists
Matthew Cooke, DDS, MD, MPH
Marie George, RDH, MS
Paul Moore, DMD, PhD, MPH

Saturday, December 13, 2014
Medical Emergencies in the Dental Office
Michael Cuddy, DMD

BLS Health Care Provider Renewal Course
John Brewer, NREMT-P

DISTINGUISHED ALUMNI AWARD GUIDELINES

The University of Pittsburgh School of Dental Medicine is seeking nominations for its Distinguished Alumni of the Year Awards. Awards may be presented in the categories of dental medicine, dental hygiene, and advanced education program to individuals:

- who have contributed exceptionally significant time and effort to the School of Dental Medicine, beyond that which would normally have been expected;
- whose significant attainments and high professional standards are of such character as to have materially aided and advanced the art and science of dentistry;
- whose public life and activities have been of such a nature as to reflect great credit upon the profession and the School of Dental Medicine; and
- who have contributed to original research in the dental profession.

A one-page biographical sketch of each nominee must accompany the nomination.

Please send your nomination and biographical sketch to:

University of Pittsburgh
School of Dental Medicine
Distinguished Alumni Awards Committee
440 Salk Hall
3501 Terrace Street
Pittsburgh, PA 15261

The deadline for nominations is Saturday, November 1, 2014.

**Supporting
Pennsylvania
dental students
couldn't be easier.**

Dr. James Desetti (DDS '52) established the Keystone Dental Student Endowed Fund so that Pennsylvania students would have the financial support needed to make their decision to study dental medicine a reality.

To make your contribution to Pennsylvania dental students or to learn more about other donation opportunities, please contact Mr. Paul Casey at **412-383-7544** or **pbc8@pitt.edu**.

WHITE COAT CEREMONY 2014

The 2014 University of Pittsburgh School of Dental Medicine White Coat Ceremony will take place on Monday, August 25, at 3 p.m. in Scaife Hall, Auditoriums 5 and 6.

The White Coat Ceremony is an exciting part of the general assembly held at the beginning of each academic year. During this honored tradition, students receive their first white coats, signifying the beginning of their career in dental medicine or dental hygiene. Your donation of \$50 supports the School of Dental Medicine White Coat Ceremony and gives a warm welcome to our newest class of predoctoral and dental hygiene students.

In addition to supporting the 2014 White Coat Ceremony, alumni are encouraged to write a short note to an incoming predoctoral or dental hygiene student that can inspire and energize him or her as he or she begins this period of intense study and personal growth.

Family members, friends, faculty, and alumni are invited to attend this profound ceremony. If you are not able to attend in person, you can watch a live streaming broadcast on our Web site. Please visit www.dental.pitt.edu for details and directions for viewing this exciting event.

The White Coat Ceremony receives support in part from the Harry K. Zohn (DMD '84) and Cecile A. Feldman, DMD, White Coat Endowment Fund as well as contributions from our alumni and friends.



DR. THOMAS BRAUN AND DR. MARNIE OAKLEY GIVE INCOMING DENTAL STUDENT KATELYN PETRAGLIA HER WHITE COAT DURING THE 2013 WHITE COAT CEREMONY.



DAVID COLE AND COREY BLACK, MEMBERS OF THE CLASS OF 2017, AT THE 2013 WHITE COAT CEREMONY

I WANT TO BE PART OF THE TRADITION! My White Coat Ceremony Gift

NAME: _____

ADDRESS: _____

PHONE NUMBER: _____

E-MAIL: _____

Please make checks payable to **University of Pittsburgh.**

Please mail this completed form with your gift of support to:

Ms. Nancy Poe
University of Pittsburgh
School of Dental Medicine
440 Salk Hall
3501 Terrace Street
Pittsburgh PA 15261

For more information, please contact Ms. Nancy Poe at **412-648-8910** or poen@pitt.edu.

Donations received by August 8, 2014, will be acknowledged in the White Coat Ceremony program.

PENNSYLVANIA DENTAL ASSOCIATION INSTALLS SCHOOL OF DENTAL MEDICINE ALUMNUS AS PRESIDENT

The Pennsylvania Dental Association (PDA) recently installed Dr. Stephen T. Radack III (DMD '86) as its new president during its 146th Annual Session. Dr. Radack, who will serve a one-year term, said that he would seek to expand the state's student loan forgiveness program in an effort to keep young dentists in Pennsylvania and improve access to oral health care in the commonwealth.

"Pennsylvania is home to three great dental schools: [the] University of Pittsburgh, Temple University, and [the] University of Pennsylvania," Dr. Radack said. "However, the vast majority of graduates leave Pennsylvania for states offering more opportunities to succeed. We need to change that."



Dr. Radack noted that recent dental school graduates often have more than \$200,000 in student debt. He said that the state program currently offers \$64,000 in student loan reimbursements over four years for new dentists who agree to work in underserved areas. Dr. Radack said that increasing the loan forgiveness amount would keep more dentists in Pennsylvania and improve access to dental services in communities where it is most needed.

Dr. Radack follows Dr. R. Donald Hoffman (DMD '72) as president of PDA. Hoffman, who serves as a faculty member at the School of Dental Medicine, also focused on increasing patient access during his term as president. In 2013, PDA successfully advocated for the reinstatement of funding for the Donated Dental Services program, which connects the state's most vulnerable citizens with dentists who voluntarily treat their oral health needs.

In addition to improving patient access, Dr. Radack said that he is looking forward to working with PDA to expand its membership and attract young dentists to organized dentistry. PDA represents approximately 6,000 dentists across Pennsylvania. The mission of PDA is to improve the oral health of Pennsylvania citizens, advocate for the interests of its dentist members, and promote the profession of dentistry in Pennsylvania.

Dr. Radack graduated from Grove City College with a BS in chemistry. He is an active member in the Erie County Dental Association, the Ninth District Dental Society, and the American Dental Association. He also is a fellow of the International College of Dentists and the American College of Dentists. ●



Message from PDA Past President Dr. R. Donald Hoffman (DMD '72)

“MY TERM AS PRESIDENT OF THE PENNSYLVANIA DENTAL ASSOCIATION (PDA) SAW THE END OF THE HOUSE OF DELEGATES MODEL FOR PDA'S GOVERNANCE, A FORMAT THAT HAD BEEN IN EXISTENCE SINCE 1931. UNTIL THIS PAST APRIL, PDA'S HOUSE OF DELEGATES MET FOR TWO DAYS AND THE BOARD OF TRUSTEES MANAGED THE ASSOCIATION FOR THE REMAINING 363 DAYS OF THE YEAR. THE CHANGE IN GOVERNANCE STRUCTURE WAS MADE IN RECOGNITION OF THE CHANGING DEMOGRAPHICS OF THE VARIOUS DENTAL PROFESSIONS, AVAILABILITY OF ELECTRONIC COMMUNICATION, AND FISCAL RESPONSIBILITY. THE ASSOCIATION NOW WILL BE MANAGED BY A SMALLER BOARD AND A NEWLY CREATED COUNCIL OF PRESIDENTS THAT WILL PROVIDE ADVICE TO THE BOARD. THE CHANGE ALSO WILL PROVIDE FOR A NEW ANNUAL MEETING FORMAT— ONE WITH THE ABILITY TO MOVE THE ANNUAL SESSION LOCATION AROUND THE COMMONWEALTH.”

WINTER ACADEMY 2014 REVIEW

The ninth annual Winter Academy was held at the Ritz-Carlton in Naples, Fla., in February 2014. This event, open to all Pitt alumni, is attended by many School of Dental Medicine alumni.

The lineup of speakers this year was truly spectacular, from Chancellor Mark A. Nordenberg, who took one last opportunity to visit with our alumni and friends; to Dr. Arthur S. Levine, who gave an overview of the work being done at Pitt; to presenters who are leaders in their fields. Attendees were impressed and came away from the Winter Academy with an invigorated appreciation for the University of Pittsburgh.

Whether it was Dr. Jonas Johnson discussing exciting new treatments for hearing loss, Dr. Joel Schuman examining ways to prevent and cure blindness, Dr. Robert Kaniecki explaining how migraines can be treated, Dr. Catherine Palmer reviewing how vital hearing is to overall health, or Dr. Clark Rosen taking a unique look at improving and restoring voice, Pitt's accomplished faculty members showcased how they are engaging in research that is truly shaping the future of health care. Through the dedication of Host Committee Chairs Rita and Robert Randall and the entire Host Committee, the Winter Academy continues to flourish each year. ●



DR. EDWARD SCHERDER (DMD '89) AND MRS. ANGELA SCHERDER ENJOY THE NINTH ANNUAL WINTER ACADEMY.



PITTSBURGH STREETS 1950s EXHIBIT

Photographs by School of Dental Medicine alumnus

DR. MICHAEL ROSELLA (DDS '57)

were on display in the
**Elaine Biondi Gallery Space,
Monroeville Public Library,
July 5–26, 2014**



Call for Yearbooks and Photos!

The Dental Alumni Association (DAA) and the School of Dental Medicine are working together to compile an archive of yearbooks and other historic documents about the school and the people who studied and worked here.

If you have old yearbooks, class photos, announcements, or other similar materials to give to the school, please send them to the Alumni Office in 440 Salk Hall.


Please contact Ms. Nancy Poe at **412-648-8910** or **poen@pitt.edu** if you have questions or would like more information.



COMMUNITY GARDEN ALUMNI EVENT

On a cool, overcast morning in May, about 40 volunteers from the School of Dental Medicine gathered together to plant a community garden. The volunteer gardens are designed and managed by the Western Pennsylvania Conservancy, which also supplied all of the plants and necessary tools for the event.

“It was a great effort and fun to spend the morning together. We did a great thing today,” says Dr. Matthew Karski (DMD '10). ●



KEEP US POSTED

Please remember to tell us about your recent educational pursuits, career advancements, presentations, honors, and appointments. Your news and updates will be shared in future issues of *Pitt Dental Medicine* as space allows. Your photos are welcome.

Please let us know if you have changed your address, phone number, or e-mail so that we can be sure to update our files. You also may update your information online at www.dental.pitt.edu/alumni/update_info.php.

NAME: _____

DEGREE(S) AND YEAR(S) OF GRADUATION: _____

ADDRESS: _____

PHONE: _____

PREFERRED E-MAIL: _____

POSITION(S): _____

NEWS: _____

Please mail your completed form to University of Pittsburgh School of Dental Medicine, Office of Alumni Affairs and Development, Ms. Nancy Poe, 440 Salk Hall, 3501 Terrace Street, Pittsburgh, PA 15261. You also may e-mail it to **poen@pitt.edu** or call **412-648-8910**.

**UNIVERSITY OF PITTSBURGH
SCHOOL OF DENTAL MEDICINE
HOMECOMING WEEKEND
OCTOBER 24 AND 25, 2014**

The Dental Alumni Association invites you to come home to the School of Dental Medicine for homecoming.

Join fellow alumni from the dental school for a dynamic weekend. Catch up with classmates and friends you may not have seen since graduation.

Homecoming isn't just for 5- or 10-year reunion classes—we welcome all members of our alumni community to come back to campus.

Kick-off the evening at the Dental Alumni Association reception in the Wyndham at 5 p.m. After the reception, those classes ending in 4 and 9 will hold individual class reunions at 6:30 p.m. If your class is not listed on page 25, and you would like to coordinate a reunion dinner for your classmates, please contact Ms. Nancy Poe at 412-648-8910.

All dental alums and their guests are invited to continue the celebration at the Pitt Alumni Association's Welcome Back Reception in the Cathedral of Learning at 6:30 p.m. Register for this reception at www.alumni.pitt.edu/news-events/homecoming-2014.

We look forward to seeing you in October.

FRIDAY, OCTOBER 24

**SCHOOL OF DENTAL MEDICINE
WELCOME BACK RECEPTION**

5 p.m., Wyndham Pittsburgh University Center,
100 Lytton Avenue, Oakland

**HOMECOMING RECEPTION
AND CLASS REUNION DINNERS**

Class reunion dinners for years ending in 4 and 9 will be held at the Wyndham starting at 6:30 p.m., following the reception. Letters will be mailed from your class organizer(s) with information about your reunion dinner.



As of June 1, the following class members have volunteered to coordinate their reunion dinners:

CLASS OF 1959, 55-YEAR REUNION DINNER:

- Dr. Theodore Rohm (DDS '59), rohm6@comcast.net or 412-364-6704

CLASS OF 1964, 50-YEAR REUNION DINNER:

- Dr. William Carpenter (DDS '64), wcarpent@pacific.edu
- Dr. Joseph Ciconte (DDS '64), cicontee@comcast.net or 609-265-9698
- Dr. William Jenkins (DDS '64), matterhornman67@gmail.com
- Dr. Vladimir Spolsky (DDS '64), vspolsky@dentistry.ucla.edu
- Dr. James Tsoucaris (DDS '64), jst38@comcast.net

CLASS OF 1974, 40-YEAR REUNION DINNER:

- Dr. John Drumm (DMD '74), drjohndrumm@aol.com or 202-244-1601

CLASS OF 1989, 25-YEAR REUNION DINNER:

- Dr. Marty Marion (DMD '89), mmarion500@aol.com

PLEASE CONTACT MS. NANCY POE AT POEN@PITT.EDU OR 412-648-8910 FOR ASSISTANCE IN PLANNING YOUR CLASS REUNION DINNER.

SATURDAY, OCTOBER 25

**PITT VS. GEORGIA TECH
FOOTBALL GAME, HEINZ FIELD
TIME TBA**

Please contact the Panthers Ticket Office for game tickets at 1-800-643-PITT (7488), 412-648-PITT (7488), or tickets@athletics.pitt.edu.



**HOMECOMING WEEKEND CONTINUING EDUCATION COURSE
FRIDAY, OCTOBER 24, 2014**

8:30 A.M.–3:30 P.M. • EDWARD J. FORREST CONTINUING EDUCATION CENTER • 2148 SALK HALL • SIX CREDIT HOURS

**Concise, Up-to-Date Information on Treating Patients with
Cardiovascular Disease—Plus Treating Yourself to a Healthier Life**

Presented by: **JAMES LICHON, RPH, DDS, NCCM**

In spite of impressive technological advances in the field of medicine, atherosclerotic cardiovascular disease (CVD) remains the leading cause of death in the United States. More than one-third of our adult patients have one or more types of CVD; it is the most common medical condition that dental professionals encounter. This course will present many of the crucial issues dentists face when treating patients with CVD.

Dr. Lichon lectures nationally and internationally on CVD, medications, supplements, the immune/inflammatory system, food choices, and exercise. He holds degrees in pharmacy and dentistry and a national certification in cholesterol management.

He is a member of the American Dental Association, Michigan Dental Association, International Atherosclerosis Society, National Lipid Association, American Pharmacists Association, and American Heart Association. Dr. Lichon was in private practice and is the past director of the cholesterol clinic at the Aleda E. Lutz VA Medical Center in Saginaw, Mich.

Dr. Lichon is a heart attack and open-heart surgery survivor who is passionate about helping people to live healthier lives.

CE COST: Dentist: \$200 • Auxiliary or Spouse: \$125 • School of Dental Medicine Alumni Discount: \$125/Dentist • Auxiliary or Spouse: \$85

Seating is limited. To secure your space at this exciting continuing education course, you must register for this event independently of other homecoming events at www.dental.pitt.edu/ce/index.php. For more information or to register for the CE course by phone, please contact Ms. Lori Burkette or Ms. Diane Fleishman at 412-648-8370.

THIS CONTINUING EDUCATION EVENT IS MADE POSSIBLE THROUGH SUPPORT FROM THE T.F. BOWSER MEMORIAL LECTURE SERIES.

A L U M N I

14TH ANNUAL DEAN'S SCHOLARSHIP BALL
MAY 10, 2014 | PHIPPS CONSERVATORY



WE WOULD LIKE TO THANK OUR SPONSORS FOR MAKING THIS A SUCCESSFUL EVENT: UPMC, EDIC, PNC, AND UNITED CONCORDIA.

DISTINGUISHED ALUMNUS, ADVANCED EDUCATION AWARD

A. OMAR ABUBAKER (PHD '84, DMD '90)



Dr. A. Omar Abubaker is this year's recipient of the Distinguished Alumnus Advanced Education Award. He received both his DMD and PhD from the University of Pittsburgh School of Dental Medicine. He currently is at

Virginia Commonwealth University (VCU) and holds the positions of professor in and chair of the Department of Oral and Maxillofacial Surgery in the School of Dentistry and professor and chair of the Division of Oral and Maxillofacial Surgery in the Department of Surgery in the School of Medicine. In April 2014, he was selected as the first S. Elmer Bear Chair, a position created by several VCU alumni to honor their renewed commitment to preserving the memory of S. Elmer Bear, the man who brought the study and practice of oral surgery to the VCU School of Dentistry.

Immediately after receiving his DMD, Dr. Abubaker was both a resident and a research fellow in the Department of Oral and Maxillofacial Surgery at Pitt's School of Dental Medicine. He then received an appointment as an assistant professor in the Department of Oral and Maxillofacial Surgery at VCU and was quickly appointed an assistant professor in the Department of Anatomy at VCU. He also held the position of director of research in the Department of Oral and Maxillofacial Surgery at VCU.

He is in private practice and holds hospital appointments at both the Medical College of Virginia (MCV) and Hunter Holmes McGuire VA Medical Center in Richmond, Va.

In recent years, Dr. Abubaker has established the Orthognathic Surgery Clinic and Education Program, Trigeminal Nerve Injury Clinic and Education Program, and Oral Medicine and TMD Clinic and Education Program at VCU. He has been recognized by VCU as Professor of the Semester and Teacher of the Year and has received the Best Faculty Award in the Division of Oral and Maxillofacial Surgery. Additionally, Abubaker was selected as a Physician Champion by the VCU Health System and was a participant in the MCV Physicians Leadership Certificate Program. ●

DISTINGUISHED ALUMNUS, DENTAL MEDICINE AWARD

CAPTAIN DAVID A. BITONTI (DMD '85)



Originally from Greensburg, Pa., Captain David A. Bitonti received his BA from Saint Vincent College in 1981 and his DMD from the University of Pittsburgh School of Dental Medicine in 1985. After graduation, he was

commissioned as a lieutenant in the U.S. Navy Dental Corps and soon became the first Navy dental officer to qualify as a surface warfare officer while also a dental officer. In 1988, he transferred to the Naval Hospital in Charleston, S.C., to serve as the general dentist and oral and maxillofacial surgery/dental department division officer. During the next several years, Dr. Bitonti was selected for special assignments, including assistant dental officer aboard the USS *Enterprise* and medical department surface warfare officer, and for training in an advanced clinical program in exodontia. In 1996, Dr. Bitonti earned his residency certificate in oral and maxillofacial surgery from the University of Texas Health Science Center at San Antonio, Texas.

Dr. Bitonti then returned to the USS *Enterprise* and served as the ship's oral and maxillofacial surgeon and assistant dental officer. In 1997, he reported to the National Naval Medical Center in Bethesda, Md., as staff surgeon and associate director of the Oral and Maxillofacial Surgery Residency Program. He then became chair of the Department of Oral and Maxillofacial Pathology at the Navy Postgraduate Dental School and was chosen as the oral and maxillofacial surgery specialty advisor to the U.S. surgeon general and a member of the Presidential Support Team. From 2003 to 2011, he returned to the National Naval Medical Center as chair of the oral and maxillofacial surgery/dental department, director of surgical services, and deputy commander for integration and transition and was responsible for the \$2.4 billion base realignment and closure directed integration and merger of Walter Reed Army Medical Center and the National Naval Medical Center. He was named the senior military advisor to the commander at Walter Reed National Military Medical Center in 2011, and in 2013, he assumed command of Naval Support Activity Bethesda. ●

DISTINGUISHED ALUMNUS, DENTAL HYGIENE AWARD

KAREN O. SKAFF (DH '68)



Dr. Karen Skaff is currently director of both the Health Sciences Education and Research Division and the Clinical Leadership and Management Program at the University of Kentucky. She received her certificate in dental

hygiene from the University of Pittsburgh School of Dental Medicine in 1968. She continued her undergraduate education at California University of Pennsylvania, where she received a BS degree in education. In 1971, she received her MS degree from the Columbia University College of Dental Medicine.

She and her husband settled in Lexington, Ky., where she quickly accepted a position as an assistant professor at the University of Kentucky (UK). After only two years with UK she became the acting chair of the Department of Dental Hygiene. She continued her career success with the University of Kentucky College of Allied Health Professions throughout the next decade as coordinator of the undergraduate and graduate degree programs, director of student services, acting chair of the Department of Physician Assistant Studies, and director of development and alumni affairs.

In 1995, Dr. Skaff received her PhD in higher education from the University of Kentucky, and in 1996, she was appointed an associate professor in the Department of Clinical Sciences.

She has been honored by the University of Kentucky with the 2010–11 Kingston Award for teaching and the Excellence in Institutional Assessment Award and is a University of Kentucky fellow. Nationally, she has been honored in *Who's Who in Medicine and Healthcare* and *Who's Who of American Women*, received a certificate of appreciation from the Commonwealth of Kentucky, and been recognized by numerous organizations for her contributions to education and the community. ●

AWARD OF APPRECIATION

JAMES GUGGENHEIMER, DDS



Dr. James Guggenheimer has been a dedicated contributor to the school's missions of teaching, service, and research for 50 years.

He received his BS from the City College of New York and conducted his graduate studies at the Columbia University College of Dental Medicine. He then was a dental intern at the Albany Stratton VA Medical Center in Albany, N.Y., and an assistant resident in oral surgery at Strong Memorial Hospital at the University of Rochester School of Medicine and Dentistry.

Dr. Guggenheimer began his academic career in 1964, when he was a resident and research trainee and a U.S. Public Health Service fellow in oral medicine in the Joint Oral Medicine Research Training Program at the University of Pennsylvania and Philadelphia General Hospital. In 1966, he was recruited by the University of Pittsburgh School of Dental Medicine to be an assistant professor and was promoted to professor in the Department of Diagnostic Sciences in 1976. In 2000, he received a joint appointment in the School of Medicine as a professor in the Department of Otolaryngology.

He has been honored throughout his career by various organizations, including the American Academy of Oral Medicine; Sigma Xi, the Scientific Research Society; Alpha Omega (Educator of the Year); Omicron Kappa Upsilon; the American Academy of Dental Medicine; and the University of Pittsburgh (Faculty Honoree).

A well-published member of the School of Dental Medicine faculty, Dr. Guggenheimer is known for his research in the areas of diabetes complications, acetaminophen toxicity, and opioid drug use. He continues to be a consistent and outstanding contributor to both the school and the field of oral medicine. ●

DEAN'S SCHOLARSHIP RECIPIENT

TARA M. FENN



From a young age, Ms. Tara Fenn has accomplished her goals in the face of difficulty while showing compassion for those around her. A native of Walterboro, S.C., she is the oldest of five children. Her mother suffered from autoimmune

diseases that caused her to be hospitalized for extended periods of time. During these times, Ms. Fenn cared for herself and her siblings. Her determination to excel was confirmed when she faced a family tragedy as a junior in college but was still able to achieve a 4.0 GPA.

She received her Bachelor of Science degree in biology from Allegheny College. While in college, she volunteered as a health coach at a local hospital, giving her firsthand experience working one on one with patients.

"She did not just want to know how to do problems but how [they] could be applied to the real world," says Adelé Poynor, assistant professor, Department of Physics, Allegheny College.

As a student, she was engaged and thinking critically in the classroom, and she was determined to master both the skills and concepts within a lesson. As the vice president of her sorority, she participated in community service activities with Reading Is Fundamental and Students Against Multiple Sclerosis.

Shadowing her general dentist allowed her to witness the artistry and communication skills needed in the dental profession and acknowledge them in herself.

"Being a dentist will allow me to help each patient to look and feel his or her best by restoring his or her oral, emotional, and physical health," says Fenn.

DEAN'S SCHOLARSHIP RECIPIENT

REGINA C. SENCAK



From the time she was a little girl, Ms. Regina Sencak looked forward to going to her family dentist. She learned early in life about the connection between oral health and overall health and recognizes her

childhood dentist as being influential in her decision to seek a career in dental medicine. She was born and raised in Pittsburgh and received her bachelor's degree from the University of Pittsburgh. Ms. Sencak identifies her experience with sewing, playing the piano, and making pottery as contributing to her dexterity and artistic abilities.

Shadowing several dental specialists, including a prosthodontist and several oral and maxillofacial surgeons, gave her applicable knowledge and skills for her upcoming academic career. During these volunteer experiences, she was able to see firsthand the positive impact that a dental professional can have on the life of patients. She is fortunate to have worked with dental practitioners who have shared the human side of dental medicine with her. These mentors exhibited ways to use technologies and skills to benefit patients and ensure a caring, up-to-date dental medicine experience—one that Ms. Sencak hopes to give to others.

"She is a person who sets goals for herself and works carefully and diligently toward their completion," says Alexander Poniatowski, PhD, Department of Chemistry, University of Pittsburgh.

She was a recipient of the Outstanding Freshman Biology Award from the Department of Biological Sciences and of a number of scholarships, including a University Honors College Scholarship and a Legacy Scholarship from the Pitt Alumni Association.

"I enjoyed helping patients get through surgeries that initially made them nervous," says Ms. Sencak.

Cutting Edge Imaging

University Dental Health Services
ORAL AND
MAXILLOFACIAL

Radiology Imaging Service

Revolutionize your practice with Digital 2-D imaging and Cone Beam Computed Tomography (CBCT) 3-D imaging.

CBCT is a valuable diagnostic tool in treatment planning for implants, maxillofacial trauma, orthodontic and orthognathic procedure planning, TMJ analysis, and sinus pathology.

Our board-certified oral and maxillofacial radiologists provide both imaging and interpretation for 4 volume sizes: single site, single or double jaw, and full volume.

412-648-8612 | anp60@pitt.edu

- Qualified radiology technicians perform all the scans
- Quick turnaround time on imaging and reporting
- Our prices are very reasonable and competitive

We also provide the following:
Oral Medicine/Clinical Pathology Services
412-648-9100

Oral and Maxillofacial Pathology Biopsy Services
412-648-8629

Alumni Networking Event

This is an opportunity to meet with School of Dental Medicine Alumni in the Pittsburgh area. Perhaps you will meet a new associate or a young dentist to buy your practice.

Thursday, September 25, 2014 Rivers Casino, Allegheny Room

Cocktails and heavy hors d'oeuvres at 6 p.m.
Free parking

Space is limited. Please R.S.V.P. to Ms. Alycia Maltoby by September 15 at aam111@pitt.edu or 412-648-5096 to reserve your place.

Sponsored in part by PNC Health Banking and PNC Wealth Management

IN MEMORIAM

- Dr. Fred B. Abbott (MDS '78) • July 8, 2013
- Dr. Cablan G. Azar (DDS '56) • December 5, 2013
- Dr. Lawrence A. Behrman (DDS '46) • April 16, 2014
- Dr. Carl H. Bell Jr. (DMD '74) • February 14, 2014
- Dr. James D. Bonello (DDS '58) • March 31, 2014
- Dr. George "Rusty" Bullock (DMD '78) • April 25, 2014
- Dr. Harry F. Cowdrey Jr. (DMD '69) • May 19, 2013
- Dr. Richard W. Cribbs (DDS '61) • June 21, 2014
- Dr. Lawrence D. David (DDS '50) • May 9, 2014
- Dr. Ralph N. Evans (DDS '47) • February 7, 2014
- Dr. James C. Faskianos (MS '62) • March 8, 2013
- Dr. James J. Fessler (DDS '52) • June 22, 2014
- Dr. T. G. Giannini (DDS '53) • June 16, 2014
- Dr. James A. Hadjis (DDS '58) • April 7, 2014
- Dr. Edward C. Hilger Jr. (DDS '60) • June 1, 2013
- Dr. Leroy V. Hoffman (DDS '55) • June 16, 2014
- Dr. Paul R. Hoskins (DDS '47) • September 14, 2013
- Dr. Irene M. Houk (DDS '44) • May 30, 2013
- Dr. John Y.H. Ismail (DMD '73) • May 26, 2014
- Dr. Dale B. Johnson (DDS '49) • August 21, 2013
- Dr. Robert S. Korneke (DMD '82) • April 26, 2014
- Dr. Malvin M. Krinsky (DDS '45) • January 29, 2014
- Dr. Stephen P. Kukucka (DMD '77) • March 9, 2014
- Dr. Elmer R. Lipp (DDS '50) • February 7, 2014
- Dr. David F. MacKenzie (DDS '61) • January 30, 2014
- Dr. Charles J. Mahan (DDS '51) • November 22, 2013
- Dr. Frank J. Massioni (DDS '55) • April 7, 2014
- Dr. Alfred B. McCuskey (DDS '54) • December 31, 2013
- Dr. Leo F. Modi (DDS '52) • December 4, 2012
- Dr. Edward M. Mueller (DDS '58) • May 15, 2014
- Dr. Mamoun M. Nazif (MDS '70) • March 26, 2014
- Dr. Ralph F. Olean (DDS '51) • March 26, 2013
- Dr. James R. Paige (DDS '61) • May 23, 2014
- Dr. Ralph E. Palmer Jr. (DDS '43) • January 5, 2014
- Dr. Andrew T. Panchura (DDS '54) • April 11, 2013
- Dr. Robert P. Porper (DMD '68) • March 6, 2014
- Dr. Edward A. Rohrbach (DMD '71) • March 11, 2014
- Dr. C. William Runco (DDS '58) • July 10, 2013
- Dr. Harold J. Samay (DDS '68) • August 26, 2013
- Dr. John W. Smith (DDS '60) • June 6, 2013
- Dr. Edward P. Spiegel (DDS '63) • January 24, 2013
- Dr. William Stilley II (DDS '65) • March 5, 2014
- Dr. Robert F. Vandrak (DDS '61) • December 28, 2013
- Dr. Edwin H. Warfield (DDS '56) • February 26, 2014
- Dr. Samuel R. Wuslich (DDS '63) • March 29, 2014

FLIPPED CLASSROOM GIVES STUDENTS A MORE SELF-DIRECTED LEARNING EXPERIENCE

BY CHRISS SWANEY

The flipped classroom concept is turning traditional education on its head, and the Pitt School of Dental Medicine is leading the charge for change. The new teaching mantra suggests that lectures be seen at home and classroom time be devoted to open discussion.

“We wanted to change the nature of the classroom and give students more time to interact and discuss the material presented,” says Dr. Heiko Spallek, associate dean for faculty affairs and associate professor of dental public health at Pitt’s School of Dental Medicine.

In a flipped classroom experience, students were given a brief introduction to the topic, which was dental informatics, the application of computer and information science to improve dental practice, research, and education.

Then the class of 80 students was divided into 14 groups to analyze the positives and negatives of digital impression systems and evaluate the operational benefits of emerging technologies for dental practice.

“The buzz about this new teaching experience was extremely positive,” says Dr. Spallek.



DR. HEIKO SPALLEK

“In general, students reported that they liked being “encouraged to think about a clinical query with creative freedom,” says Dr. Spallek.

Other student feedback highlighted the fact that the new classroom teaching style gave participants the opportunity for a more self-directed learning experience by giving them time to tap into the Web to research a particular point of interest.

Faculty report that increased positive reactions by students to this new teaching paradigm will warrant future classes presented in this format.

“It is a bit more work for both faculty and students, but the outcome is highly beneficial as our students prepare for the rigors of the profession,” says Dr. Spallek. ●



FACULTY NEWS

DR. JOSEPH AMBROSINO (DMD '80) has joined the School of Dental Medicine as an instructor and is the new director of the Center for Continuing Dental Education. Dr. Ambrosino is a graduate of the University of Pittsburgh School of Dental Medicine and brings with him a wealth of information, including experience in private practice as well as practicing from a community health perspective in Western Pennsylvania.

As the interim chair of the Department of Dental Anesthesiology, DR. JOSEPH GIOVANNITTI (DMD '77) made great strides in the department toward increasing its breadth and depth. Dr. Giovannitti became chair of the department, effective July 1, 2014.

DR. CHARLES SFEIR has been appointed associate dean for research, effective July 1, 2014. Dr. Sfeir served admirably as the interim associate dean for research upon the resignation of Dr. Mary Marazita from that role in 2013. Dr. Sfeir has managed to take the school’s research program to a new level, overseeing the design and layout of the research floors of the new Salk Pavilion research tower, recruiting notable individuals for their guidance and support, and participating in many ways to enhance the school’s research profile.

DR. KENNETH ETZEL, associate dean for student services and admissions, has announced his retirement from the School of Dental Medicine. Since his arrival in 1987, Dr. Etzel has served the school as an educator, acting chair of anatomy/histology, acting chair of physiology/pharmacology, associate chair of microbiology/microchemistry, and division head as well as associate dean for education.

DR. KATHLEEN VERGONA will retire from the School of Dental Medicine after serving here for 37 years. Dr. Vergona has served in numerous capacities, teaching in anatomy and histology and contributing heavily to the geriatric initiative at the University.

DR. CHRISTINE WANKIIRI-HALE (DMD '02), has been serving as assistant dean of student services and admissions. She has graciously consented to accept the role of associate dean of student affairs.

(continued on page 34)



DR. ELIZABETH BILODEAU



DR. MATILDA DHIMA



DR. CHRISTINE WANKIIRI-HALE



DR. ADRIANA MODESTO VIEIRA




DR. CHARLES SFEIR



DR. JOSEPH GIOVANNITTI



DR. KENNETH ETZEL



DR. KATHLEEN VERGONA

FACULTY NEWS (CONTINUED)

Dr. Wankiiri-Hale has been an active teacher in the Department of Restorative Dentistry and Comprehensive Care and has served in an administrative capacity as vice chair of that department. She is a graduate of the American Dental Education Association (ADEA) Leadership Institute. Her accomplishments are many and most recently she has worked to improve the admissions process at the school.

DR. ELIZABETH BILODEAU, who has served as cochair of admissions in the Office of Student Services with Dr. Wankiiri-Hale, has agreed to serve as director of admissions in that department. Dr. Bilodeau also has been accepted into the ADEA Leadership Institute.

DR. MICHAEL CUDDY (DMD '95) was elected as the 2014 School of Dental Medicine faculty member to the national dental honor society, Omicron Kappa Upsilon.

DR. ROBERT WEYANT (DMD '82), associate dean for dental public health, was recently appointed to the DentaQuest Board of Directors. Dr. Weyant has a strong passion for community-based disease prevention, health policy, and access to care. Additionally, he is involved in developing community dental programs for the City of Pittsburgh and the Commonwealth of Pennsylvania as a consultant to local and state health departments.

DR. ADRIANA MODESTO VIEIRA (DMD '09), professor and predoctoral program director in the Department of Pediatric Dentistry, was elected to the Faculty Assembly of the University Senate in late April. Dr. Modesto Vieira also has completed the University of Pittsburgh Advanced Leadership Training course and the Clinical Training Best Practices course through the ADEA/AAL Institute for Allied Health Educators. "I look forward to participating in the Faculty Assembly and to identifying important topics for the School of Dental Medicine to be represented in the University's governance," she says.

MS. CHLOE HUEY (DH '11) has joined the School of Dental Medicine Dental Hygiene Program as an instructor.

DR. MATILDA DHIMA has been appointed an assistant professor in the Department of Prosthodontics. ●

University Dental Health Services Oral and Maxillofacial Pathology Biopsy Service

For more than 40 years, the **Oral and Maxillofacial Pathology Biopsy Service** has conducted consultation and tissue diagnostic services for the dental and medical communities of Western Pennsylvania.

Our board-certified oral and maxillofacial pathologists provide a rapid, accurate diagnosis of your biopsy specimens.

- Call or e-mail to request your free biopsy kits.
- Your detailed pathology report will be sent by fax or mail.
- The patient will be billed directly.

We also provide the following:

- Oral Medicine Services 412-648-9100
- Oral and Maxillofacial Radiology Services 412-648-8612

We accept Medicare and many commercial insurance programs, including Highmark Blue Cross Blue Shield and UPMC.

412-648-8629
pittsburghoralpathology@dental.pitt.edu

American Student Dental Association

Steel City Dental Expo

September 25, 2014

Wyndham Pittsburgh University Center

PRESENTATION: 8 A.M. • VENDOR FAIR: 1-4 P.M.

The American Student Dental Association (ASDA) at the University of Pittsburgh School of Dental Medicine is proud to announce the seventh annual ASDA Steel City Dental Expo. All students, faculty, alumni, and residents are invited to attend the keynote address in the morning and the vendor fair in the afternoon.

More details will follow, but please mark your calendars. We look forward to making this year's expo the best yet!

2014 FACULTY RETREAT

The School of Dental Medicine Offices of Academic Affairs, Clinical Affairs, and Faculty Affairs facilitated the 2014 faculty retreat on April 28 at the Wyndham Pittsburgh University Center. This year's retreat, titled *The Art and Science of Teaching and Learning: From Classroom to Clinical Care*, naturally followed on the success of last year's retreat, which focused on academic integrity.

The morning session featured keynote speaker Dr. D. Michael Elnicki, University of Pittsburgh professor of medicine and director of the Section of General Internal Medicine at UPMC Shadyside. Dr. Elnicki is a well-known and respected medical education professional. He has won numerous education-related awards and has published extensively in the area of medical education.

The afternoon session gave attendees an opportunity for hands-on experience with the new global grading process that is being implemented at the school this summer. Some of the elements of global grading that were discussed were the Qualities of a General Dentist course syllabi, assessment criteria and examples, process work flow, and updated clinical grading. ●



DR. D. MICHAEL ELNICKI WAS THE FEATURED PRESENTER DURING THE MORNING SESSION ON MEDICAL EDUCATION.



DR. ALI SEYEDAIN AND DR. MARNIE OAKLEY DISCUSSED GLOBAL GRADING WITH THE GROUP DURING THE AFTERNOON BREAKOUT SESSION.



BREAKOUT SESSIONS DURING THE AFTERNOON GAVE FACULTY TIME FOR IN-DEPTH DISCUSSION AND PROBLEM SOLVING IN SMALL GROUPS.

GIVING LOCAL KIDS “OUT OF THIS WORLD” SMILES

The 12th annual Give Kids A Smile Day event, at which approximately 60 uninsured area children ages 3–18 received diagnostic testing and treatment free of charge, took place on Friday, February 7, and Friday, March 28, at the University of Pittsburgh School of Dental Medicine. In addition to preventive services such as teeth cleaning, X-rays, and exams, many of the children received dental work such as extractions, fillings, and restorative care.

This year’s theme was Outer Space: Your Smile Is Out of This World! The school’s dental clinic was transformed to look like outer space as a way to make the kids feel more comfortable when seeing a dentist. Students created a command center, a rocket ship, and an education station to teach the children how to properly brush their teeth and what foods were good for their teeth. Each child also wrote his or her name on a star and placed it on the space wall.

The American Dental Association (ADA) began the Give Kids A Smile program in 2003 as a way for ADA members to join with others in the community to provide dental services to underserved children. Dentists and other team members volunteer their time and services to provide screenings, treatments, and education to children throughout the United States.



THANK YOU TO ALL WHO PARTICIPATED TO MAKE THIS EVENT SUCH A SUCCESS, INCLUDING THE FOLLOWING:

- DR. DEBORAH STUDEN-PAVLOVICH (DMD '80), CHAIR AND RESIDENCY DIRECTOR IN THE DEPARTMENT OF PEDIATRIC DENTISTRY
- DR. ADRIANA MODESTO VIEIRA (DMD '09), PROFESSOR IN THE DEPARTMENT OF PEDIATRIC DENTISTRY
- MR. ZACH MILLS, PRESIDENT OF THE LOCAL STUDENT CHAPTER OF THE AMERICAN ACADEMY OF PEDIATRIC DENTISTRY
- MS. MEGHAN BASTIN, VICE PRESIDENT OF THE LOCAL STUDENT CHAPTER OF THE AMERICAN ACADEMY OF PEDIATRIC DENTISTRY
- APPROXIMATELY 68 DENTAL SCHOOL STUDENTS
- MS. DIANNA CERVI, PATIENT COORDINATOR IN THE DEPARTMENT OF PEDIATRIC DENTISTRY

STUDENT AWARDS AND RECOGNITION

MEGHAN BASTIN SELECTED AS 2014 RECIPIENT OF THE HERMAN H. LANGKAMP AWARD

Recognizing and nurturing future leaders of the dental profession, the Herman H. Langkamp Award has been presented only 10 times before by the School of Dental Medicine. This year, the recipient of this prestigious award is **MS. MEGHAN BASTIN (DH '09)**, a member of the Dental Class of 2015.

The award is presented to a third-year first professional student who is in good academic standing and whose interests reveal a talent and desire for pursuing a career in dental education. Receipt of this award enables the awardee to deliver a presentation at the annual American Dental Education Association (ADEA) meeting.

“I am very grateful to have been chosen as this year’s Herman H. Langkamp Award recipient. Each part of the process, from nomination through to traveling to the ADEA conference, speaks to the legacy of Herman H. Langkamp. I am very honored to be considered alike to such an influential person, and I am looking forward to meeting with dental educators in Boston, Mass., next year,” says Ms. Bastin.



PICTURED FROM LEFT TO RIGHT ARE MEMBERS OF THE STERILIZATION EQUIPMENT EVALUATION SERVICE COMMITTEE: DR. MICHAEL DOBOS, MS. AILEEN BRASACCHIO, 2014 HERMAN H. LANGKAMP AWARD RECIPIENT MS. MEGHAN BASTIN, MS. KRISTIN HOENIG, AND DR. KENNETH ETZEL.

Previous recipients include Dr. Joseph Karam (DMD '06), Dr. Richard Bauer III (DMD '07), Dr. Melissa Brown (DMD '08), Dr. Matt Gornick (DMD '08), Dr. Sara Haines (DMD '09), Dr. Elizabeth Cole (DMD '10), Dr. James Martin (DMD '11), Dr. Alexandra Jensen (DMD '13), Dr. Barbara Graham (DMD '14), and Dr. Martin Smallidge (DMD '14).

NICHOLAS LANG CHOSEN AS RECIPIENT OF ADA FOUNDATION PREDOCTORAL DENTAL STUDENT SCHOLARSHIP

MR. NICHOLAS LANG has been selected to receive an American Dental Association (ADA) Foundation Predoctoral Dental Student Scholarship for the 2013–14 academic year.



“I am honored to have the opportunity to be recognized by the ADA. I was grateful for the nomination

and am very happy to be able to represent the University of Pittsburgh School of Dental Medicine on a national level,” Mr. Lang says.

Mr. Lang’s interest in dentistry began as a child and continued throughout his years in high school. He received a Bachelor of Science degree from the University of Pittsburgh, where he studied biology in preparation for dental school. As an undergrad, Mr. Lang participated in the predoctoral club and the American Student Dental Association; worked with local dentists; and volunteered at the Peter M. Winter Institute for Simulation, Education, and Research.

P. TYLER RAMMELL WINS ADSA ESSAY CONTEST

DR. P. TYLER RAMMELL (DMD '14) is a 2014 American Dental Society of Anesthesiology Predoctoral Student Essay Contest winner. His winning original essay is titled “A Novel Postsurgical Pain Management Therapy That May Decrease the Amount of Prescription Opioids Needed following Third Molar Surgery.” The recognized paper details the potential use of liposomal bupivacaine for postoperative pain control.



“I am grateful to be the recipient of this award and thankful to the dental anesthesiology faculty at the

School of Dental Medicine. Without their support, I would not have had this opportunity,” says Dr. Rammell.

JAMES LIN AWARDED ALBERT SCHWEITZER FELLOWSHIP

MR. JAMES LIN was selected as a recipient of a 2014–15 Albert Schweitzer Fellowship. A member of the School of Dental Medicine Class of 2015, Mr. Lin will use his fellowship to study and assist children with cortical visual impairment, who often have intellectual disabilities, and their caregivers at the Western Pennsylvania School for Blind Children (WPSBC).



“In the future, I see myself as a general dentist taking care of the general population with a focus on

(continued on page 38)

treating patients with disabilities or who are medically compromised,” says Mr. Lin. “I hope to work closely with other health professionals to care for patients who otherwise would not be treated due to their complex medical circumstances. This fellowship will provide me with the unique opportunity to engage with individuals with special needs and their caregivers. There are not enough health professionals knowledgeable enough or comfortable enough to treat this population. And because I am bilingual, I think I can offer additional help for the large population of Mandarin-speaking parents of special needs children in my hometown of Cupertino, Calif.”

The target population of this fellowship is children with cortical visual impairment and their caregivers at WPSBC. Approximately 175 children, ages 2–21, attend WPSBC during normal school hours. These children have a higher risk than the general population of having dental problems that require extensive treatment as well as increased difficulty accessing dental professionals willing to provide care.

The focus of Mr. Lin’s fellowship will be on preventive oral health care, which must be learned and carried out by caregivers and nondental health care professionals for this population. Caregivers may not understand how to use the limited oral care information available for children with special needs. Mr. Lin will work with ACHIEVA to develop workshops, hands-on training, and consultations for caregivers to bridge the gap between currently available information and the application of oral health knowledge.

CHRISTOPHER PRIMLEY AWARDED ADA FOUNDATION UNDERREPRESENTED MINORITY DENTAL STUDENT SCHOLARSHIP

MR. CHRISTOPHER PRIMLEY has been selected to receive an American Dental Association (ADA) Foundation Underrepresented Minority Dental Student Scholarship for the 2013–14 academic year.



“I’m incredibly proud and thankful as a Native American to have been selected to receive

this prestigious and impactful award. It means a great deal to me to be recognized by such a respected organization as the ADA. Like many students, I find that financing an education can be difficult. But it’s worth it in the end to pursue a career that I truly love. This scholarship enables me to make a tangible contribution to my family’s financial security,” says Mr. Primley.

Mr. Primley, a member of the Class of 2016, is driven by the desire to combine artistry, health care, and community responsibility in his dental studies. Originally from Seattle, Wash., he received a Bachelor of Arts degree from the University of Washington. In preparation for dental school, he worked in a dental office and lab, improved his understanding of anatomy and physiology, volunteered in dental offices, observed procedures, and shadowed dental professionals. He is excited by the prospect of carrying on the work that others have taught him and looks forward to being an active participant in bettering his community. ●

SENIOR STUDENT AWARDS 2014

SCHOOL OF DENTAL MEDICINE

Awards for First Professional Program graduates were presented at a ceremony in May.

ACADEMY OF OSSEOINTEGRATION AWARD, to the senior student who has demonstrated outstanding achievement in the field of implant dentistry, presented by Dr. Steve Kukunas to **DR. ALYS MURDOCH**

AMERICAN ACADEMY OF ESTHETIC DENTISTRY AWARD, to the senior student who has demonstrated the most clinical proficiency and greatest interest in esthetic dentistry, presented by Dr. Snjezana Bagic to **DR. THOMAS BAKER**

AMERICAN ACADEMY OF IMPLANT DENTISTRY AWARD, to the senior student who has demonstrated the most interest academically and clinically in implant dentistry, presented by Dr. Mark Ochs to **DR. MARTIN SMALLIDGE**

AMERICAN ACADEMY OF ORAL & MAXILLOFACIAL PATHOLOGY AWARD, to the senior student who has demonstrated exemplary aptitude and achievement in oral and maxillofacial pathology, presented by Dr. Elizabeth Bilodeau to **DR. HYEMI KIM**

AMERICAN ACADEMY OF ORAL AND MAXILLOFACIAL RADIOLOGY AWARD, to the senior student who has demonstrated exemplary aptitude and achievement in oral and maxillofacial radiology, presented by Dr. Lawrence Schneider to **DR. STEPHANIE MISCO**

AMERICAN ACADEMY OF ORAL MEDICINE AWARD, to the senior student who has demonstrated proficiency in oral medicine, presented by Dr. Kurt Summersgill to **DR. KATIE RYAN**

AMERICAN ACADEMY OF PEDIATRIC DENTISTRY AWARD, to the senior student who has demonstrated the most promise in pediatric dentistry, presented by Dr. Deborah Studen-Pavlovich to **DR. AARON SCHMICK**

AMERICAN ACADEMY OF PERIODONTOLOGY AWARD, to the senior student who displays outstanding performance in periodontics, presented by Dr. Pouran Famili to **DR. RORY LOCK**

AMERICAN ASSOCIATION OF ENDODONTISTS STUDENT ACHIEVEMENT AWARD, to the senior student who has demonstrated above-average skills in the area, presented by Dr. Marin Mandradjieff to **DR. KATIE RYAN**

AMERICAN ASSOCIATION OF ORAL AND MAXILLOFACIAL SURGEONS DENTAL IMPLANT AWARD, to the senior student who has demonstrated outstanding achievement and performance related to the placement and restoration of dental implants, presented by Dr. Mark Ochs to **DR. ADAM MILLER**

AMERICAN ASSOCIATION OF ORAL AND MAXILLOFACIAL SURGEONS DENTAL STUDENT AWARD, to the senior student who has demonstrated outstanding achievement and performance in oral and maxillofacial surgery, presented by Dr. Mark Ochs to **DR. AMIT PATEL**

AMERICAN ASSOCIATION OF ORAL BIOLOGISTS AWARD, to the senior student who has demonstrated achievement and potential in oral biology, presented by Dr. Kenneth Etzel to **DR. BARBARA GRAHAM**

AMERICAN COLLEGE OF DENTISTS AWARD, to the senior student whose academic record most exemplifies a combination of outstanding scholastic performance and demonstrated leadership, presented by Dr. R. Donald Hoffman to **DR. KATIE RYAN**

AMERICAN COLLEGE OF PROSTHODONTISTS PROSTHODONTIC ACHIEVEMENT AWARD, to the senior student with outstanding prosthodontic accomplishments during his or her dental education, presented by Dr. Robert Engelmeier to **DR. HYEMI KIM**

AMERICAN DENTAL SOCIETY OF ANESTHESIOLOGY HORACE WELLS SENIOR STUDENT AWARD, to the senior student who has demonstrated outstanding achievement in the field of dental anesthesia, presented by Dr. Paul Moore to **DR. P. TYLER RAMMELL**

AMERICAN DENTAL SOCIETY OF ANESTHESIOLOGY STUDENT ESSAY CONTEST WINNER, to the senior student who achieves excellence in a written paper on a research topic in dental anesthesia, presented by Dr. Joseph Giovannitti to **DR. P. TYLER RAMMELL**

(continued on page 40)



AMERICAN STUDENT DENTAL ASSOCIATION AWARD OF EXCELLENCE, to the senior student who has demonstrated leadership in the American Student Dental Association, presented by Dr. Kenneth Etzel to **DR. AARON SCHMICK**


LATHE BOWEN AWARD, to the senior student who most exemplifies the professionalism and strong moral and ethical values of Dr. Lathe Bowen, presented by Dr. Mark Sosovicka to **DR. MICHAEL SHELESTAK**

ELLIOT BRODIE AWARD, to the student representatives of dental fraternities who have demonstrated academic excellence and achievement, presented by Dr. Kenneth Etzel to **DR. GREG FEIDER** (Delta Sigma Delta) and **DR. KATIE RYAN** (nonfraternity)

DELTA DENTAL STUDENT LEADERSHIP AWARD, to the students who embody the traits of strong leaders and community members, presented by Dr. Kenneth Etzel to **DR. TONY MILLER**, **DR. ALYS MURDOCH**, **DR. KIARASH SABA**, and **DR. MARTIN SMALLIDGE**

DENTSPLY MERIT AWARD IN REMOVABLE PROSTHODONTICS, to the senior student who has shown accomplishments in removable denture prosthodontics, presented by Dr. Robert Engelmeier to **DR. MATTHEW MAROPIS**

PIERRE FAUCHARD ACADEMY CERTIFICATE OF MERIT AWARD, for outstanding leadership and dedication to the advancement of the profession, presented by Dr. R. Donald Hoffman to **DR. THOMAS BAKER**



W. ARTHUR GEORGE PROSTHODONTIC AWARD, to the two senior students who have shown outstanding accomplishments in removable and fixed prosthodontics, presented by Dr. Robert Engelmeier to **DR. ELIJAH ED** and **DR. RORY LOCK**

INTERNATIONAL COLLEGE OF DENTISTS AWARD, to the graduating student who has demonstrated outstanding leadership, presented by Dr. R. Donald Hoffman to **DR. ASHLEY LARSON**

INTERNATIONAL CONGRESS OF ORAL IMPLANTOLOGISTS/DENTSPLY AWARD, to the senior student who displays the greatest interest in and commitment to oral implantology, presented by Dr. Steve Kukunas to **DR. HYEMI KIM**

NORTHEASTERN SOCIETY OF PERIODONTISTS, INC., AWARD, to the outstanding senior student who has excelled in the field of periodontics, presented by Dr. Pauran Famili to **DR. KARA ACHILLE**

OMICRON KAPPA UPSILON, to the top 12 percent of the graduating class who rank highest in scholastic, technical, clinical, and professional achievements during the entire four-year dental curriculum, presented by Dr. Michael Dobos to **DR. THOMAS BAKER**, **DR. BENJAMIN CHIOU**, **DR. HARRISON GORDNER**, **DR. ANGELA KANG**, **DR. HYEMI KIM**, **DR. CATHERINE LE ROSE**, **DR. STEPHANIE MISCO**, **DR. KATIE RYAN**, and **DR. KIARASH SABA**

GERALD ORNER AWARD, to a senior student for his or her proficiency and dedication to dental research, presented by Dr. Alexandre Vieira to **DR. RORY LOCK**



QUINTESSENCE AWARD FOR CLINICAL ACADEMIC ACHIEVEMENT IN RESTORATIVE DENTISTRY, to a senior student in recognition of scholastic and/or clinical excellence in restorative dentistry, presented by Dr. Michael Dobos to **DR. ADAM MILLER**

QUINTESSENCE AWARD FOR CLINICAL ACHIEVEMENT IN PERIODONTICS, to a senior student in recognition of scholastic and/or clinical excellence in periodontics, presented by Dr. Pauran Famili to **DR. HARRISON GORDNER**

QUINTESSENCE AWARD FOR RESEARCH ACTIVITY, in recognition of scholastic and/or clinical excellence in research, presented by Dr. Alexandre Vieira to **DR. SHAHARYAR FIZA**

ROBERT RAPP AWARD OF DISTINCTION IN PEDIATRIC DENTISTRY, to the senior student who has excelled in the practice of pediatric dentistry, presented by Dr. Adriana Modesto Vieira to **DR. KATIE RYAN**

GILBERT N. ROBIN CONTINUING EDUCATION SCHOLARSHIP, to the senior students who demonstrate a commitment to continuing their dental education upon graduating, presented by Dr. Wilbert Milligan to **DR. JEFF BONO** and **DR. ALISON KING**

AMERICAN ASSOCIATION FOR PUBLIC HEALTH DENTISTRY PUBLIC HEALTH AWARD presented by Dr. Robert Weyant to **DR. MARTIN SMALLIDGE**

BRIAN D. STONE MEMORIAL AWARD presented by Dr. Lynne Taiclet to **DR. ADAM MILLER**



DENTAL HYGIENE PROGRAM

Awards for Dental Hygiene Program graduates were presented during a luncheon in May.

ELLIOTT "STEVE" BRODIE AWARD FOR CLINICAL COMPETENCE, presented to the senior student who demonstrates outstanding clinical skills and comprehensive treatment planning, to **MS. KAYLA JACZESKO**

DR. CLARK J. HOLLISTER AWARD FOR DENTAL HEALTH EDUCATION, awarded to an outstanding graduating student who has shown ability and achievement in dental health education, to **MS. VICTORIA BRYAN**

HU-FRIEDY GOLDEN SCALER AWARD, presented to a senior student who exhibits outstanding clinical dental hygiene performance, to **MS. TAIYA BINION**

SIGMA PHI ALPHA, the national dental hygiene honor society, elects members in the top 10 percent of their graduating class who rank highest in scholarship and character and who exhibit potential qualities for future growth, to **MS. KATHERINE NI**, **MS. ALECIA BYERS**, and **MS. KRISTEN LAFFIN**

S.T.A.R. (STUDENT TOTAL ACHIEVEMENT RECOGNITION) AWARD, presented to a student exhibiting dedication and enjoyment of the dental hygiene profession, compassion in patient care, and enthusiasm for community service, to **MS. MYIA FEHL**

WESTERN PENNSYLVANIA DENTAL HYGIENE ASSOCIATION OUTSTANDING DENTAL HYGIENE GRADUATE AWARD, based on outstanding academic and clinical performance as well as professional demeanor, to **MS. LINDSEY BRUNGO**

2014 FACULTY AND STAFF APPRECIATION AWARDS

Awards were presented to the following faculty and staff members chosen by the students for their outstanding service.

CLASS OF 2015 AWARDS, presented by Mr. Anthony Colangelo (on left) and Mr. Kenton Andryc (on right):



FACULTY AWARD: Dr. Snjezana Bagic



STAFF AWARD: Ms. Tori Worthing

CLASS OF 2016 AWARDS, presented by Mr. Anthony Colangelo (on left) and Mr. Ryan Orlosky (on right):



FACULTY AWARD: Dr. Marin Mandradjjeff



STAFF AWARD: Ms. Nadia Kasinec

CLASS OF 2017 AWARDS, presented by Mr. Anthony Colangelo (on left) and Ms. Samantha Linkowski (on right):



FACULTY AWARD: Dr. Kenneth Etzel




STAFF AWARD: Ms. Rose Mangold

STUDENTS

DIPLOMA CEREMONY 2014

THE SCHOOL OF DENTAL MEDICINE HELD ITS ANNUAL DIPLOMA CEREMONY ON MAY 18 AT HEINZ HALL, IN CELEBRATION OF THE GRADUATING CLASS OF 2014.





University of Pittsburgh

School of Dental Medicine

Office of the Dean
Salk Hall, Suite 440
3501 Terrace Street
Pittsburgh, PA 15261-1933

NONPROFIT ORG.
U.S. POSTAGE
PAID
PITTSBURGH, PA
PERMIT NO. 511

ALUMNI EVENTS CALENDAR SUMMER/FALL/WINTER/SPRING 2014-15

2014	
August 25	General Assembly and White Coat Ceremony, 3 p.m., Scaife Hall, Auditoriums 5 and 6
August 27	Dental Alumni Association (DAA) Executive Committee Meeting, 4:30 p.m., University Club
August 27	Dental Alumni Association Board of Directors Meeting, 5 p.m., University Club
August 27	Student and Alumni Networking Event: Promoting Dental Medicine Practices in Pennsylvania, 5:30-7:30 p.m., University Club; spouses and significant others welcome Sponsored by DAA and the Department of Dental Public Health Please RSVP to Ms. Nancy Poe at poen@pitt.edu or 412-648-8910 by August 18, 2014.
September 25	Alumni Networking Event at the Rivers Casino, heavy hors d'oeuvres at 6 p.m. This is an opportunity to meet with School of Dental Medicine alumni in the Pittsburgh area. Sponsored in part by PNC Health Banking and PNC Wealth Management Please RSVP to Ms. Alycia Maltony at aam111@pitt.edu or 412-648-5096 by September 15, 2014.
October 1	Clinical Research Fall Lecture Series: "Biological Basis and Current Clinical Protocols of Regenerative Endodontic Therapy," presented by Dr. Raquel Braga, noon, Salk Hall, Room 458
October 24-26	University of Pittsburgh homecoming weekend
October 24	School of Dental Medicine Welcome Back Alumni Reception, 5 p.m., Wyndham Pittsburgh University Center, 100 Lytton Avenue, Oakland; class reunion dinners at 6:30 p.m., Wyndham Pittsburgh University Center
October 24	Pitt Alumni Association Welcome Back Reception, 6:30-8:30 p.m., Cathedral of Learning; see www.alumni.pitt.edu/news-events/homecoming
October 25	Pitt vs. Georgia Tech, time TBD, Heinz Field; contact the Panthers Ticket Office for game tickets at 1-800-643-PITT (7488), 412-648-PITT (7488), or online at tickets@athletics.pitt.edu
November 1	Nomination deadline for Distinguished Alumni Awards
November 5	Clinical Research Fall Lecture Series: "Adolescent Oral Health: Clinical Implications for the Emerging Adult," presented by Dr. Deborah Studen-Pavlovich, noon, Salk Hall, Room 458
December 3	Clinical Research Fall Lecture Series: "Treating Head and Neck Cancer: A Multidisciplinary Approach," presented by Dr. Sally Farah, noon, Salk Hall, Room 458
2015	
February 4	Dental Alumni Association Executive Committee Meeting, 5:30 p.m., Salk Hall, Room 457
February 4	Dental Alumni Association Board of Directors Meeting, 6 p.m., Salk Hall, Room 457
February 4	Mentoring session for first-year students, 6:30 p.m., Salk Hall, Room 457
April 11	15th Annual Dean's Scholarship Ball, 6 p.m., Phipps Conservatory
April 24-25	Pennsylvania Dental Association Annual Session, Hershey, Pa.

For more information, please visit our online calendar at www.dental.pitt.edu.